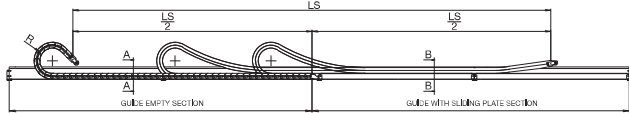


Serie Medium

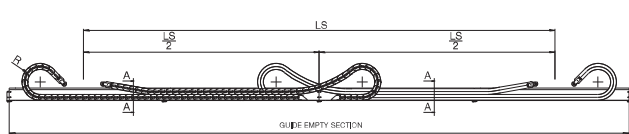
Guide Channel 305-355-435MU

Special Channel guide allows the use of the chain for long travel distance. Available in galvanised steel and, on request, in stainless steel

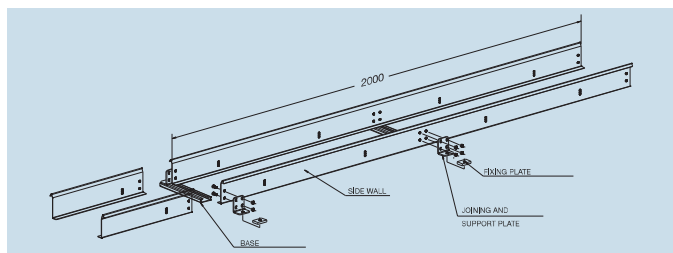
Single Chain Application



Double Chain Application

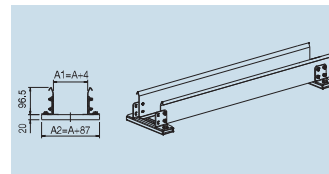


Channel guide is available in kit composed by:
side walls 2 m standard length
joining plates
fixing screws



Guide Empty Section 305-355-435

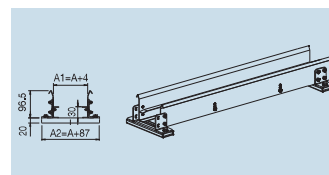
Section A-A



Part Number	
CS305...	
How to order	
Chain part number	305008
Guide channel part number	CS305008
CS355...	
How to order	
Chain part number	355045
Guide channel part number	CS355045
CS435...	
How to order	
Chain part number	43505060
Guide channel part number	CS435050

Guide Sliding Plate Section 305

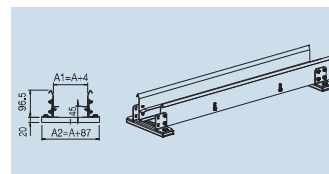
Section B-B



Part Number	
CA305...	
How to order	
Chain part number	305008
Guide channel part number	CA305008

Guide Sliding Plate Section 355

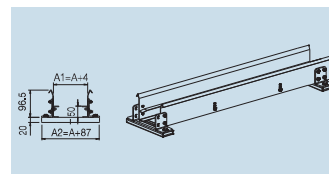
Section B-B



Part Number	
CA355...	
How to order	
Chain part number	355045
Guide channel part number	CA355045

Guide Sliding Plate Section 435

Section B-B



Part Number	
CA435...	
How to order	
Chain part number	43505060
Guide channel part number	CA435050