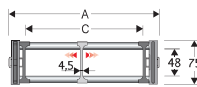


Serie Heavy

308B Nylon Cable Chain with un-screwable aluminium rods

Inner height (D) 48 mm
Strong double share Sideband & Frame construction with large anti-friction triple-pin, Alu-rod frames are un-screwable from inner and outer radius, As standard the chain comes with frames every second link, on request with frames every link, Vertical and horizontal separator systems are available.



Separator	
- Unassembled	Part.no S3000F
- Assembled	Part.no S3000FMC
Pin	
	Part.no PG308

Technical characteristics when self-supported

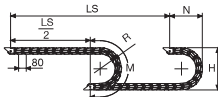
Speed	8 m/s
Acceleration	40 m/s ²

For higher requirements please consult our technical dept.

A	B	C	D	R	Weight/m	Chain
mm	mm	mm	mm	mm	kg	Part Number
156	75	100	48	150-180-200-230-280-300-400	2,85	308B100□*
206	75	150	48	150-180-200-230-280-300-400	3,00	308B150□*
256	75	200	48	150-180-200-230-280-300-400	3,15	308B200□*
306	75	250	48	150-180-200-230-280-300-400	3,30	308B250□*
356	75	300	48	150-180-200-230-280-300-400	3,45	308B300□*
C+S6	75	48	150-180-200-230-280-300-400		308B□□□**

*Complete the code by inserting the value of the radius (R); Ex. 308B200 □□
Where: 1=150; 2=180; 3=200; 4=230; 5=280; 6=400

**Complete the code by inserting the value of the quote C and the radius (R); Ex. 308B □□□□□
Chain equipped with aluminium rods every pitch: complete the code by inserting the letter D.
Ex. 308B200D □□



Length of chain (L)
Half travel distance ($\frac{LS}{2}$)
plus length of curve (M)

$$L = \frac{LS}{2} + M$$

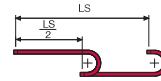
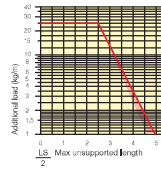
R	H	N	M
mm	mm	mm	mm
150	374	270	635
180	434	300	725
200	474	320	790
230	534	350	885
280	634	400	1040
300	675	420	1105
400	874	520	1420



Version with Alu-rods on every second pitch.

Self-Supporting Capacity Diagram

The maximum length of the self-supporting capacity ($\frac{LS}{2}$) in relationship to the weight of the cables and hoses contained per linear metre.



The red marking in the diagram area considers the difference of weight between various widths of chains assembled with rods every second pitch.

For applications with $\frac{LS}{2}$ and weights not included in the area of the diagram showing self-supporting capacity, verify the possible use of support rollers (see page 30).

End Brackets

The end brackets set allows the two ends of the chain to be attached to the equipment. Set complete with tiewrap clamps available on request.

Nylon Type

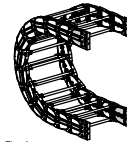
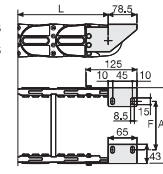
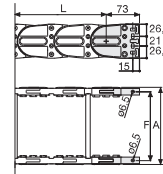


Fig. A The chain can be fixed frontally, inner or outer radius. (Fig A)

Bright Zinc Plated Steel Type***



Fig. B Chain fixed outside the radius. (Fig B) See end brackets mounting variations page 31.



Chain Type	F mm
308B100	135
308B150	165
308B200	225
308B250	285
308B300	335
Special widths F=A+21	

Nylon Type Part Numbers

Complete Set Assembled Chain Type	End Brackets Set
308B...	AN308KM

Complete Set Unassembled Chain Type	End Brackets Set
308B...	AN308K

Chain Type	F mm
308B100	93
308B150	143
308B200	193
308B250	243
308B300	293
Special widths F=A+63	

Bright Zinc Plated Steel Type Part Numbers

Complete Set Assembled Chain Type	End Brackets Set
308B...	A308KM □**

Complete Set Unassembled Chain Type	End Brackets Set
308B...	A308K □**

Tiewrap Clamp

Assembl. SFCT308B□□□*KM

Unassembl. SFCT308B□□□*K

*Inner width (C)
** 1=Pos.1; 2=Pos.2; 3=Pos.3
*** Available on request in stainless steel

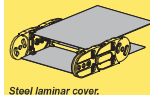


Serie Heavy

308B Nylon Cable Chain with un-screwable aluminium rods

308B Nylon Cable Chain with un-screwable aluminium rods

For higher requirements please consult our technical dept.



Steel laminar cover.



Supplementary movable separator.

Special tool to remove the connecting pivots:
Part Number P2038.



For further information please consult Brevetti Stendallo's Technical Office