Serie Heavy

H45SC

Nylon cable chain with opening frames

Inner height (D) 45 mm
Sideband construction with quickly removable pin. Frames openable from either side on both inner and outer radius. As standard the chain comes with frames every second link, on request with frames every link. Vertical and horizontal modular separator system is available.

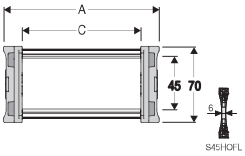

Separator	
-Unassembled	Part.no S45CF3
-Assembled*	Part.no S45CF3MCI
-Assembled**	Part.no S45CF3MCE
Strong-hold Separator *for C > 250 mm*	
-Unassembled	Part.no S45HOFL
-Assembled	Part.no S45HOFL
Pin	
	Part.no PNH45RS

** for chain opening outer radius*
*** for chain opening inner radius*

Technical Characteristics when self-supporting

Speed	8 m/s
Acceleration	40 m/s²

For higher requirements please consult our technical dept.

For sliding applications, characteristics techniques may vary depending on the frequency, added weight and work environment.

A mm	B mm	C mm	D mm	R mm	Weight/m kg	Chain Part Number
113	70	75	45	075-100-125-150-175-200-250-300	2,29	**H45SC075 □□□ ***
138	70	100	45	075-100-125-150-175-200-250-300	2,37	**H45SC100 □□□ ***
163	70	125	45	075-100-125-150-175-200-250-300	2,44	**H45SC125 □□□ ***
188	70	150	45	075-100-125-150-175-200-250-300	2,52	**H45SC150 □□□ ***
213	70	175	45	075-100-125-150-175-200-250-300	2,60	**H45SC175 □□□ ***
238	70	200	45	075-100-125-150-175-200-250-300	2,67	**H45SC200 □□□ ***
263	70	225	45	075-100-125-150-175-200-250-300	2,75	**H45SC225 □□□ ***
288	70	250	45	075-100-125-150-175-200-250-300	2,83	**H45SC250 □□□ ***
313	70	275	45	075-100-125-150-175-200-250-300	2,91	**H45SC275 □□□ ***
338	70	300	45	075-100-125-150-175-200-250-300	2,99	**H45SC300 □□□ ***
388	70	350	45	075-100-125-150-175-200-250-300	3,14	**H45SC350 □□□ ***
438	70	400	45	075-100-125-150-175-200-250-300	3,30	**H45SC400 □□□ ***

**Complete the code by inserting the value of the radius (R): Ex. H45SC100 ☑☑☑*
Chain equipped with nylon frame every pitch: complete the code by inserting the letter D. Ex. H45SC100250 ☑

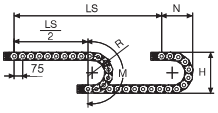

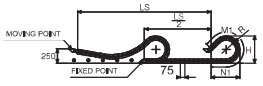

Length of chain (L)
Half travel distance $(\frac{LS}{2})$
plus length of curve (M) or (M1)

$$L = \frac{LS}{2} + M \text{ or } M1$$

R mm	H mm	N mm	M mm	N1 mm	M1 mm
075	220	185	390	265	540
100	270	210	465	275	595
125	320	235	545	395	870
150	370	260	625	515	1150
175	420	285	700	635	1430
200	470	310	780	750	1705
250	570	360	940	990	2265
300	670	410	1095	1225	2820

Self-Supporting Capacity Diagram

The maximum length of the self-supporting capacity or in admissible sagging in relationship to the weight of the cables and hoses contained per linear metre.

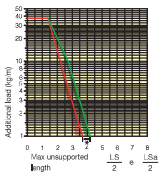

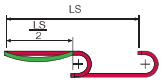

***If the chain is in the ADMISSIBLE SAGGING area** (between GREEN and RED area) version with **frames on every link** is necessary.

The area in the diagram considers the difference of weight between various widths.

Red for self-supporting chain, green for chain in admissible sagging.

For applications with $(\frac{LS}{2})$ and weights not included in the diagram of self-supporting capacity, verify the possible use of support rollers (see page 30).

End Brackets

The end brackets set allows the two ends of the chain to be attached to the equipment. Set complete with tiewrap clamps available on request.

Nylon Type

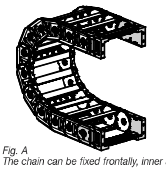

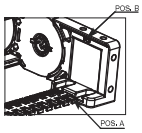

Fig. A
The chain can be fixed frontally, inner and outer radius (Fig A)

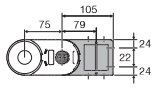

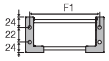

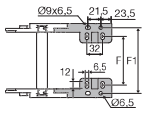

Chain Type	F mm
H45SC075	91
H45SC100	116
H45SC125	141
H45SC150	166
H45SC175	191
H45SC200	216
H45SC225	241
H45SC250	266
H45SC275	291
H45SC300	316
H45SC350	366
H45SC400	416

Chain Type	F mm
H45SC075	55,5
H45SC100	80,5
H45SC125	105,5
H45SC150	130,5
H45SC175	155,5
H45SC200	180,5
H45SC225	205,5
H45SC250	230,5
H45SC275	255,5
H45SC300	280,5
H45SC350	330,5
H45SC400	380,5

Nylon Type Part Numbers

Complete Set Assembled

Chain Type	End Brackets set
H45SC...	**ANH45SC□□□KMI□****

Complete Set Unassembled

Chain Type	End Brackets set
H45SC...	**ANH45SC□□□K**

*** 1=Pos.1; 2=Pos.2; 3=Pos.3*

Tiewrap Clamp

Complete Set Assembled

Chain Type	Tiewrap Clamp set
Pos. A	**SFCTH45□□□*KMA**
Pos. B	**SFCTH45□□□*KM**

Complete Set Unassembled

Mounting Position	Tiewrap Clamp set
Pos. A	**SFCTH45□□□*KA**
Pos. B	**SFCTH45□□□*K**

** Inner Width C*

brevetti stendalto

Serie Heavy

H45SC

Nylon cable chain with opening frames

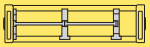

Separation System
page. 196

How to open the frame

How to release the pin junction

8 mm

Suitable to long travel distance in frame every pitch version.

For further informations please consult Brevetti Stendalto's Technical Office