

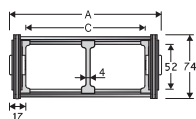
Serie Steel

30LT

Bright Zinc Plated Steel Cable Chains

Inner height (D) 52 mm

Zinc coated ultra-high-strength steel cable chain.
Available with aluminium frames (LT) or with aluminium holed cross-pieces (LA) mounted each second link.
Full-links frames assembling available on demand.
Inner width C can be required at the needed size.
Stainless steel 316L available on demand.



Separator

- Unassembled Part.no. S308CO
- Assembled Part.no. S308COMC

Aluminium frames with nylon separators

A	B	C	D	R	Weight/m	Chain
mm	mm	mm	mm	mm	kg	Part Number
140	74	106	52	150-220-250-305-400-535	6.20	30LT106□□□□*
190	74	156	52	150-220-250-305-400-535	6.44	30LT156□□□□*
240	74	206	52	150-220-250-305-400-535	6.68	30LT206□□□□*
290	74	256	52	150-220-250-305-400-535	6.92	30LT256□□□□*
340	74	306	52	150-220-250-305-400-535	7.16	30LT306□□□□*
390	74	356	52	150-220-250-305-400-535	7.40	30LT356□□□□*
440	74	406	52	150-220-250-305-400-535	7.65	30LT406□□□□*
490	74	456	52	150-220-250-305-400-535	7.89	30LT456□□□□*
540	74	506	52	150-220-250-305-400-535	8.13	30LT506□□□□*
Cx34	74	...	52	150-220-250-305-400-535	...	30LT□□□□□□**

Complete the code by inserting the value of the radius (R): Ex. 30LT156□□□□
**Complete the code by inserting the value of the quote C and the radius (R): Ex. 30LT□□□□□□□□□□
Chain equipped with aluminium draw plates every pitch: complete the code by inserting the letter D.
Ex. 30LT156D250□□

Machined Cross Frame

Machined cross frames 30LA available on request for bending radius listed below. Custom solutions for machined cross frames realization, based on customer's and/or specific requirements. Please contact Brevetti Stendallo's Technical Department for further information.

R	H*	N	M	N1	M1
mm	mm	mm	mm	mm	mm
150	388	290	670	830	1770
220	528	390	890	1145	2515
250	588	385	980	1255	2800
305	698	440	1150	1450	3285
400	888	540	1450	1740	4065
535	1158	675	1890	2110	5105

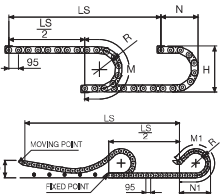
*The height H should be increased by 10 mm/m approx. because of preload. In case of limitation to the available space, refer to the Technical Deptm.

Technical characteristics

Speed	0.5 m/s
Acceleration	2 m/s ²

For higher requirements please consult our technical dept.

For sliding applications, characteristics techniques may vary depending on the frequency, added weight and work environment.

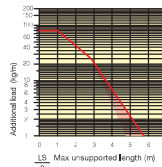


Length of chain (L)
Half travel distance ($\frac{LS}{2}$)
plus length of curve (M) or (M1)

$$L = \frac{LS}{2} + M \text{ or } M1$$

Self-Supporting Capacity Diagram

The maximum length of the self-supporting capacity ($\frac{LS}{2}$) in relationship to the weight of the cables and hoses contained per linear metre.

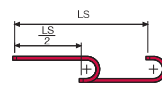
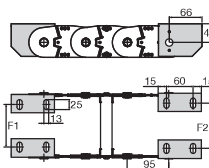


Bright Zinc Plated Steel End Brackets

The end brackets set, containing four steel plates screwed to the links allows the two ends of the chain to be attached to the equipment.



Fig. A Chain fixed outer radius. (Fig. A)



The red marking in the diagram area considers the difference of weight between various widths of chain assembled with frames every second pitch.

For applications with $\frac{LS}{2}$ and weights not included in the area of the diagram showing self-supporting capacity, verify the possible use of support rollers (see page 30).

Chain Type	F1 mm	F2 mm
30LT106	77	83
30LT156	127	133
30LT206	177	183
30LT256	227	233
30LT306	277	283
30LT356	327	333
30LT406	377	383
30LT456	427	433
30LT506	477	483

Special widths
F1=A-63 F2=A-57

Bright Zinc Plated Steel Type Part Numbers

Complete Set Assembled Chain	End Brackets
Type	Set
30LT...	A30LKM□□**
Complete Set Unassembled Chain	End Brackets
Type	Set
30LT...	A30LK

** 1=Pos.1; 2=Pos.2; 3=Pos.3



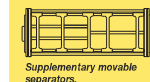
Serie Steel

30LT

Bright Zinc Plated Steel Cable Chains



Suitable to long travel distance. See page 221



Supplementary movable separators.

For further information please consult Brevetti Stendallo's Technical Office.