Serie Protection

475PU

Nylon Protection Cable Chain with opening covers

Inner height (D) 75,5 mm
Sideband & Frame construction with large anti-friction single-pin.
Vertical and horizontal modular separator system is available.

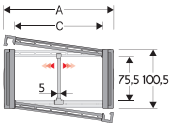

Separator	
- Unassembled	Part.no S309S
- Assembled*	Part.no S309SMCI
- Assembled**	Part.no S309SMCE
Pin	Part.no PG475

** for chain opening outer radius*
*** for chain opening inner radius*

Technical characteristics when self-supported	
Speed	8 m/s
Acceleration	40 m/s²

For higher requirements please consult our technical dept.

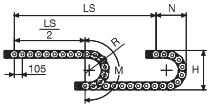

Length of chain (L)
Half travel distance $\left(\frac{LS}{2}\right)$
plus length of curve (M)

$$L = \frac{LS}{2} + M$$

R mm	H mm	N mm	M mm
180	460,5	335	775
200	500,5	355	840
250	600,5	405	995
300	700,5	460	1155
350	800,5	505	1310
400	900,5	560	1470

A mm	B mm	C mm	D mm	R mm	Weight/m kg	Chain Part Number
112	100,5	74	75,5	180-200-250-300-350-400	4,60	**475PU074** □□□ *
132	100,5	94	75,5	180-200-250-300-350-400	4,80	**475PU094** □□□ *
157	100,5	119	75,5	180-200-250-300-350-400	5,10	**475PU119** □□□ *
164	100,5	126	75,5	180-200-250-300-350-400	5,15	**475PU126** □□□ *
187	100,5	149	75,5	180-200-250-300-350-400	5,40	**475PU149** □□□ *
227	100,5	189	75,5	180-200-250-300-350-400	5,80	**475PU189** □□□ *
262	100,5	224	75,5	180-200-250-300-350-400	6,20	**475PU224** □□□ *
288	100,5	250	75,5	180-200-250-300-350-400	6,50	**475PU250** □□□ *
312	100,5	274	75,5	180-200-250-300-350-400	6,75	**475PU274** □□□ *
338	100,5	300	75,5	180-200-250-300-350-400	7,05	**475PU300** □□□ *
362	100,5	324	75,5	180-200-250-300-350-400	7,30	**475PU324** □□□ *
388	100,5	350	75,5	180-200-250-300-350-400	7,55	**475PU350** □□□ *
412	100,5	374	75,5	180-200-250-300-350-400	7,85	**475PU374** □□□ *
467	100,5	429	75,5	180-200-250-300-350-400	8,50	**475PU429** □□□ *
536	100,5	498	75,5	180-200-250-300-350-400	9,20	**475PU498** □□□ *

**Complete the code by inserting the value of the radius (R): Ex. 475PU119 1 5 0*



Self-Supporting Capacity Diagram

The maximum length of the self-supporting capacity $\left(\frac{LS}{2}\right)$ in relationship to the weight of the cables and hoses contained per linear metre.

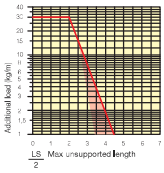

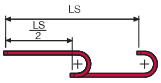

The red marking in the diagram area considers the difference of weight between various widths of chain.

For applications with $\frac{LS}{2}$ and weights not included in the area of the diagram showing self-supporting capacity, verify the possible use of support rollers (see page 30).

Bright Zinc Plated Steel End Brackets***

The end brackets set allows the two ends of the chain to be attached to the equipment.

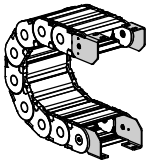

Fig. A
Chain fixed outside the radius. (Fig A)
See end brackets mounting variations page 31.

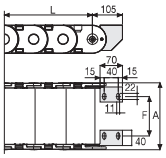

Chain Type	F mm
475PU074	35
475PU094	55
475PU119	80
475PU126	87
475PU149	110
475PU189	150
475PU224	185
475PU250	211
475PU274	235
475PU300	261
475PU324	285
475PU350	311
475PU374	335
475PU498	459

Bright Zinc Plated Steel Type Part Numbers

Complete Set Assembled	
Chain Type	End Brackets Set
475...	A475P□□□*KM□**

Complete Set Unassembled	
Chain Type	End Brackets Set
475...	A475P□□□*K□**

*** 1=Pos.1; 2=Pos.2; 3=Pos.3*
**** Available on request in stainless steel*

brevetti Stendalto

Serie Protection

475PU

Nylon Protection Cable Chain with opening covers

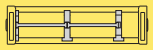

Separation System
To choose the separators see page. 196



How to open the cover.

For further information please consult Brevetti Stendalto's Technical Office