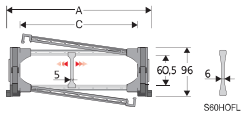


# Serie Sliding 60PU/R1

## Nylon Cable Chain with opening frames

**Inner height (D) 60,5 mm**  
Sideband & Frame construction with large anti-friction single-pin.  
Frames opening from inner and outer radius.  
As standard the chain comes with frames every second link, on request with frames every link, Vertical separators are available



<b>Separator</b>	
- Unassembled	Part.no S60SMF
- Assembled	Part.no S60SMFMC
<b>Strong-hold separator</b>	
for C > 250 mm	
- Unassembled	Part.no S60-HOFL
- Assembled	Part.no S60-HOFLMC
<b>Pin</b>	
Part.no PNE60-PNE60	

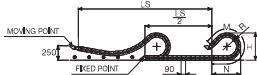
### Technical characteristics

Speed	5 m/s
Acceleration	13 m/s <sup>2</sup>

For higher requirements please consult our technical dept.

A	B	C	D	R	Weight/m	Chain
mm	mm	mm	mm	mm	kg	Part number
169	96	115	60,5	200-250-300-400	5,37	60PU115 □□□*
189	96	135	60,5	200-250-300-400	5,46	60PU135 □□□*
214	96	160	60,5	200-250-300-400	5,52	60PU160 □□□*
221	96	167	60,5	200-250-300-400	5,54	60PU167 □□□*
244	96	190	60,5	200-250-300-400	5,61	60PU190 □□□*
284	96	230	60,5	200-250-300-400	5,77	60PU230 □□□*
319	96	265	60,5	200-250-300-400	5,91	60PU265 □□□*
345	96	291	60,5	200-250-300-400	5,99	60PU291 □□□*
369	96	315	60,5	200-250-300-400	6,07	60PU315 □□□*
395	96	341	60,5	200-250-300-400	6,17	60PU341 □□□*
419	96	365	60,5	200-250-300-400	6,26	60PU365 □□□*
445	96	391	60,5	200-250-300-400	6,34	60PU391 □□□*
469	96	415	60,5	200-250-300-400	6,43	60PU415 □□□*
524	96	470	60,5	200-250-300-400	6,75	60PU470 □□□*
593	96	539	60,5	200-250-300-400	7,08	60PU539 □□□*

\*Complete the code by inserting the value of the radius (R); Ex. 60PU115 □□□□  
Chain equipped with nylon frame every pitch: complete the code by inserting the letter D.  
60PU115250 D



Length of chain (L)  
Half travel distance ( $\frac{LS}{2}$ )  
plus length of curve (M)

$$L = \frac{LS}{2} + M$$

R	H	N	M
mm	mm	mm	mm
200	490	715	1625
250	590	925	2130
300	690	1130	2635
400	890	1550	3645



Version with frames mounted on every pitch.

### End Brackets

The end brackets set allows the two ends of the chain to be attached to the equipment. One set includes two pivoting end brackets to be installed at the moving point and two standard steel end brackets to be installed at the fixed point.

**Bright Zinc Plated Steel Movable Type\*\*\***    **Bright Zinc Plated Steel Type\*\*\* (moving point)**    **(fixed point)**

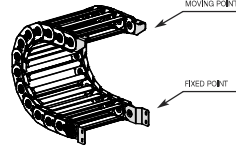
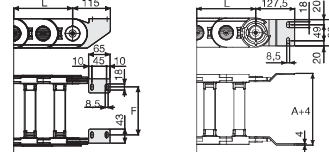


Fig. A  
Chain fixed outside the radius. (Fig A)



Chain Type	F mm
60PU115	95
60PU135	115
60PU160	140
60PU167	147
60PU190	170
60PU230	210
60PU265	245
60PU291	271
60PU315	295
60PU341	321
60PU365	345
60PU391	371
60PU415	395
60PU470	450
60PU539	519

### Bright Zinc Plated Steel Type Part Numbers

Complete Set Assembled	End Brackets
Chain	Set
60PU...	A60PKM□*

Complete Set Unassembled	End Brackets
Chain	Set
60PU...	A60PK□*

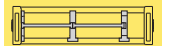
\* 1=Pos.1; 2=Pos.2; 3=Pos.3  
\*\*\* Available on request in stainless steel



### Serie Sliding


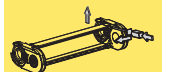
## 60PU Nylon Cable Chain with opening frames

## 60R1 Nylon cables chain with I-Roller system



Separation System  
To choose the separators  
see page. 196

How to open the cover.



For further information please  
consult Brevetti Stendato's  
Technical Office