

Bonfiglioli Riduttori

A series


Lista parti di ricambio

Spare parts list

Ersatzteilliste

Liste des pieces detachees

Lista de partes de recambio








**Quadro d'unione delle tavole
parti di ricambio**






Index of spare parts tables






Inhaltsverzeichnis Ersatzteillisten

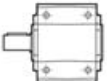
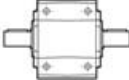


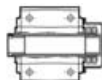
*Index des tables de pièces
de rechange*

**Índice de la tabla de partes
de recambio**

INPUT	A 05	A 10	A 20 2	A 20 3	A 30 2	A 30 3
 S_	4 + 32	6 + 32	6 + 32	6 + 28 + 32	6 + 32	6 + 28 + 32
 P63 ... P132	4 + 36	6 + 38	6 + 38	6 + 28 + 38	6 + 38	6 + 28 + 38
 P160 ... P250	—	—	—	—	—	—
 SK / SC	4 + 44 + 46	6 + 46	6 + 46	6 + 28 + 46	6 + 46	6 + 28 + 46
 HS	—	6 + 48	6 + 48	6 + 28 + 48	6 + 48	6 + 28 + 48

INPUT	A 35 2	A 35 3	A 41 2	A 41 3	A 50 2	A 50 3	A 50 4	A 55 2	A 55 3	A 55 4
 S_	6 + 32	6 + 28 + 32	6 + 32	6 + 28 + 32	8 + 32	8 + 32	8 + 28 + 32	10 + 32	10 + 32	10 + 28 + 32
 P63 ... P132	6 + 38	6 + 28 + 38	6 + 38	6 + 28 + 38	8 + 38	8 + 38	8 + 28 + 38	10 + 38	10 + 38	10 + 28 + 38
 P160 ... P250	—	—	—	—	8 + 40	8 + 40	—	10 + 40	10 + 40	—
 SK / SC	6 + 46	6 + 28 + 46	6 + 46	6 + 28 + 46	8 + 46	8 + 46	8 + 28 + 46	10 + 46	10 + 46	10 + 28 + 46
 HS	6 + 48	6 + 28 + 48	6 + 48	6 + 28 + 48	8 + 48	8 + 48	8 + 28 + 48	10 + 48	10 + 48	10 + 28 + 48









INPUT	A 60 2	A 60 3	A 60 4	A 70 3	A 70 4	A 80 3	A 80 4	A 90 3	A 90 4
 S_	12 + 32	12 + 32	12 + 28 + 32	14 + 32 + 34	14 + 30 + 32 + 34	16 + 32 + 34	16 + 30 + 32 + 34	16 + 32 + 34	16 + 30 + 32 + 34
 P63 ... P132	12 + 38	12 + 38	12 + 28 + 38	14 + 38 + 42	14 + 30 + 38 + 42	16 + 38 + 42	16 + 30 + 38 + 42	16 + 38 + 42	16 + 30 + 38 + 42
 P160 ... P250	12 + 40	12 + 40	—	14 + 40	—	16 + 40	—	16 + 40	16 + 30 + 40
 SK / SC	12 + 46	12 + 46	12 + 28 + 46	—	—	—	—	—	—
 HS	12 + 48	12 + 48	12 + 28 + 48	14 + 50	14 + 30 + 48	16 + 50	16 + 30 + 48	16 + 50	16 + 30 + 48




OUTPUT		A 05	A 10	A 20	A 30	A 35	A 41	A 50	A 55	A 60	A 70	A 80	A 90
	UR	⊖	6 + 24	6 + 24	6 + 24	6 + 24	6 + 24	8 + 26	10	12	14	16	16
	UD	⊖	6 + 24	6 + 24	6 + 24	6 + 24	6 + 24	8 + 26	10	12	14	16	16
	UH	4	6	6	6	6	6	8	10	12	14	16	16
	US	4	6	6	6	6	6	8	10	12	14	16	16
	UV	⊖	⊖	18	18	18	18	18	18	18	⊖	⊖	⊖
	QF	⊖	19	19	19	19	19	19	19	19	⊖	⊖	⊖

OPTIONS	A 05	A 10	A 20	A 30 2	A 30 3	A 35 2	A 35 3	A 41 2	A 41 3	A 50 2	A 50 3	A 50 4
AL, AR	⊖	⊖	⊖	20	⊖	20	⊖	20	⊖	⊖	21	21
HDB	⊖	24	24	24	24	24	24	24	24	26	26	26

OPTIONS	A 55 2	A 55 3	A 55 4	A 60 2	A 60 3	A 60 4	A 70 3	A 70 4	A 80 3	A 80 4	A 90 3	A 90 4
AL, AR	⊖	22	22	⊖	21	21	⊖	⊖	⊖	⊖	⊖	⊖
HDB	⊖	⊖	⊖	⊖	⊖	⊖	⊖	⊖	⊖	⊖	⊖	⊖

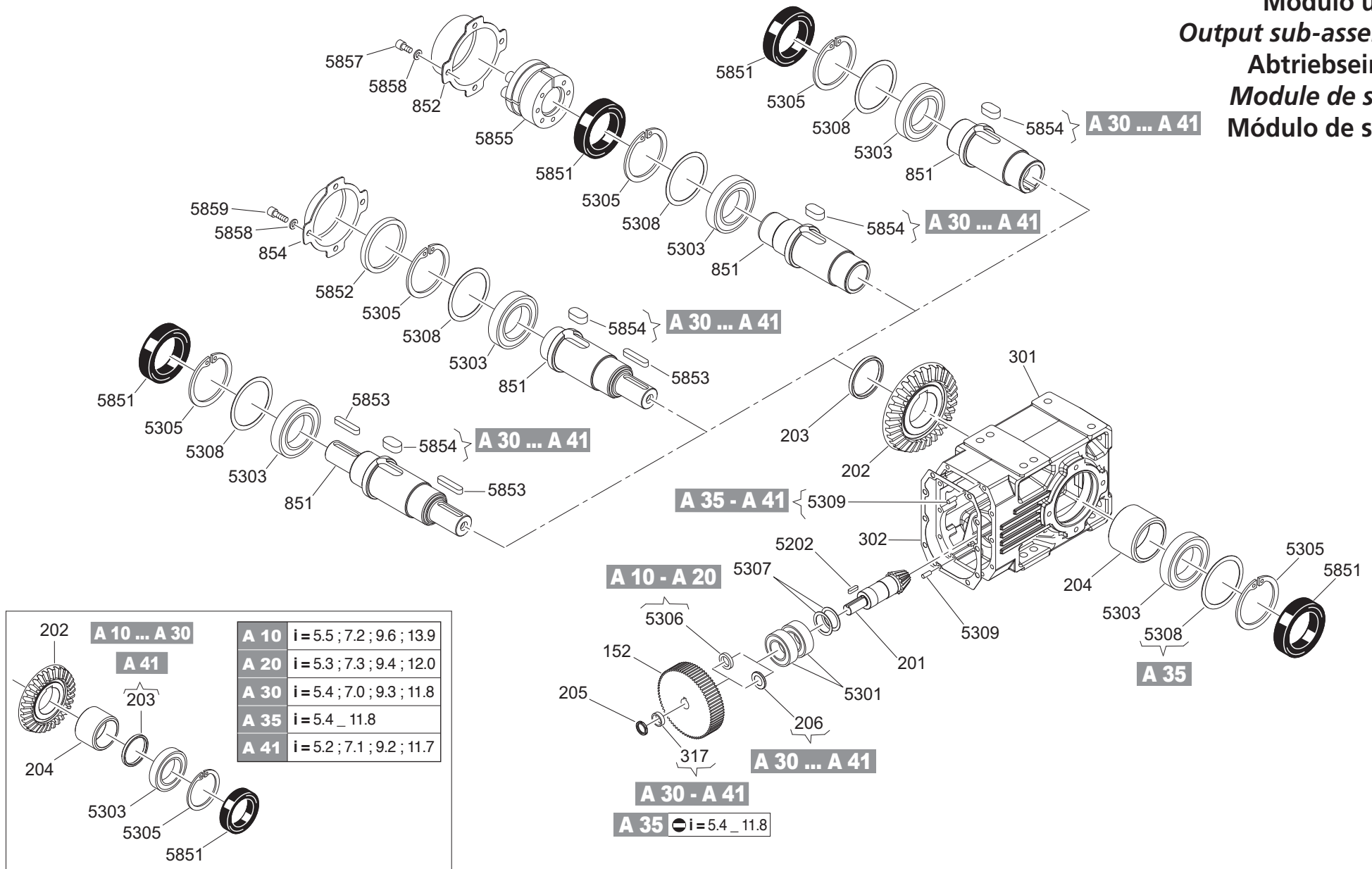
Pos.	Descrizione	Description	Benennung	Description	Descripción
152	Corona	Housing	Gehäuse	Carter	Caja
201	Pignone	Pinion gear	Ritzel	Pignon	Piñon
202	Corona	Gear	Zahnrad	Couronne	Corona
206	Distanziale	Spacer ring	Distanzring	Entretoise	Distanciador
301	Cassa	Housing	Gehäuse	Carter	Caja
302	Guarnizione	Gasket	Dichtung	Joint plat	Junta
303	Coperchio	Cover	Deckel	Couvercle	Tapa
304	Guarnizione	Gasket	Dichtung	Joint plat	Junta
851	Albero lento	Output shaft	Abtriebswelle	Arbre de sortie	Eje de salida
852	Protezione	Safety cover	Schutzvorrichtung	Protection	Protección

													
	5301	5303	5320	5305	5331	5330	5503	5332	5308	5309	5851	5855	5202
A 05	BAQ 3903	6008	6001 2RS 6201 2RS	68	47	12	17x1.5	17.2x27.8x0.5 R	55.2x67.7x0.3 R	ø4x12 B	40x68x8 DL	CAL. ø30	4x16 C







			
	5326	5857	5858
A 05	M5x4	M8x16	ø8.4






A 10**A 20****A 30****A 35****A 41****UD****UR****US****UH**

Modulo uscita
Output sub-assembly
Abtriebseinheit
Module de sortie
Módulo de salida

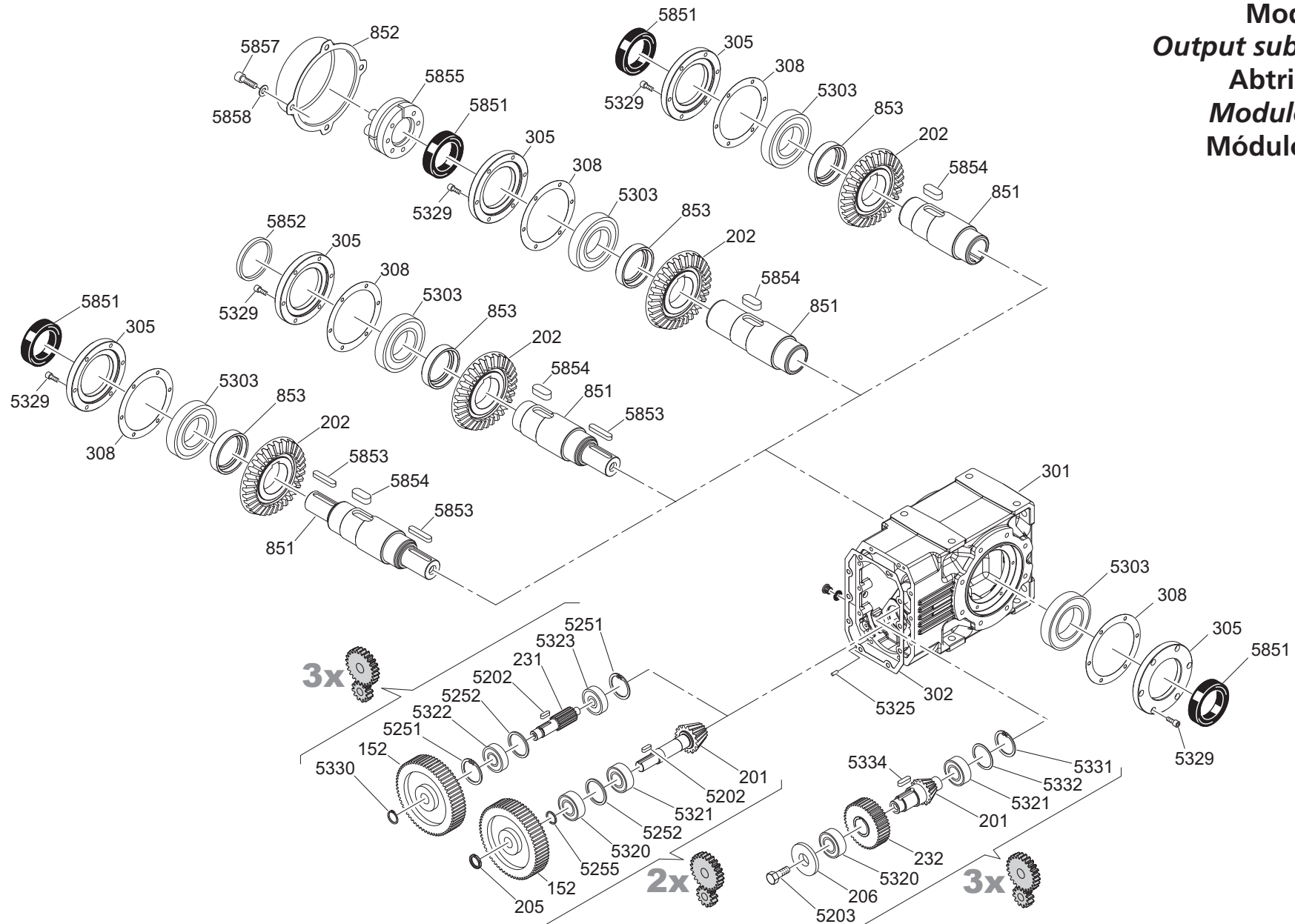


Pos.	Descrizione	Description	Benennung	Description	Descripción
152	Corona	Housing	Gehäuse	Carter	Caja
201	Pignone	Pinion gear	Ritzel	Pignon	Piñon
202	Corona	Gear	Zahnrad	Couronne	Corona
203	Distanziale	Spacer ring	Distanzring	Entretoise	Distanciador
204	Distanziale	Spacer ring	Distanzring	Entretoise	Distanciador
206	Distanziale	Spacer ring	Distanzring	Entretoise	Distanciador
301	Cassa	Housing	Gehäuse	Carter	Caja
302	Guarnizione	Gasket	Dichtung	Joint plat	Junta
317	Distanziale	Spacer ring	Distanzring	Entretoise	Distanciador
851	Albero lento	Output shaft	Abtriebswelle	Arbre de sortie	Eje de salida
852	Protezione	Safety cover	Schutzvorrichtung	Protection	Protección
854	Coperchio	Cover	Deckel	Couvercle	Tapa












									
	5301	5303	5305	5306	5307	5308	5309	5852	5851
A 10	32004X	6009	75	12.2x16.8x0.5	20.2x25.8x0.5	66.2x72.8x1	ø5x16	ø75x8	45x75x8 DL
A 20	32005X	6010	80	15.2x24.9x0.5	25.2x34.8x1	68.3x78.8x1	ø5x16	ø80x8	50x80x8 DL
A 30	32006X	6011	90 → 4 ←		30.2x39.8x1	75.3x89.8x1	ø6x16	ø90x8	55x90x8 DL
A 35	32206B	6211	100 → 4 ←		30x42x2	83.1x98.9x1 R	ø6x16	ø100x10	55x100x10 DL
A 41	32007X	6213	120		35.3x48x1	100x120x1 R	ø6x16	ø120x12	65x120x13 DL

								
	5202	5853	5854	5855	5857	5859	5858	205
A 10	4x4x16 C	8x7x35 A		CAL. ø36	M8x16	M8x25	ø8.4	M12x1.5 GUA
A 20	5x5x17 C	8x7x50 A		CAL. ø44	M8x16	M8x25	ø8.4	M14x1.5 GUA
A 30	5x5x19 C	10x8x50 A	18x11x33 C (i = 7) 18x11x50 A (i = 3)	CAL. ø50	M8x16	M8x25	ø8.4	M17x1
A 35	5x5x19 C (i = 9) 6x6x19 C (i = 3)	12x8x60 A	20x12x33 C (i = 9) 20x12x25 A (i = 3)	CAL. ø50	M10x16	M10x25	ø10.5	M17x1 (i = 9) M20x1.5 (i = 3)
A 41	6x6x25 C	14x9x70 A	20x12x40 C (i = 7) 20x12x60 A (i = 3)	CAL. ø55	M12x20	M12x30	ø13	M20x1.5



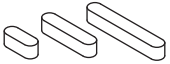
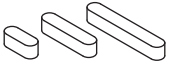
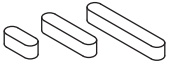
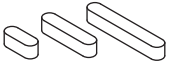
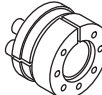





Modulo uscita
Output sub-assembly
Abtriebseinheit
Module de sortie
Módulo de salida



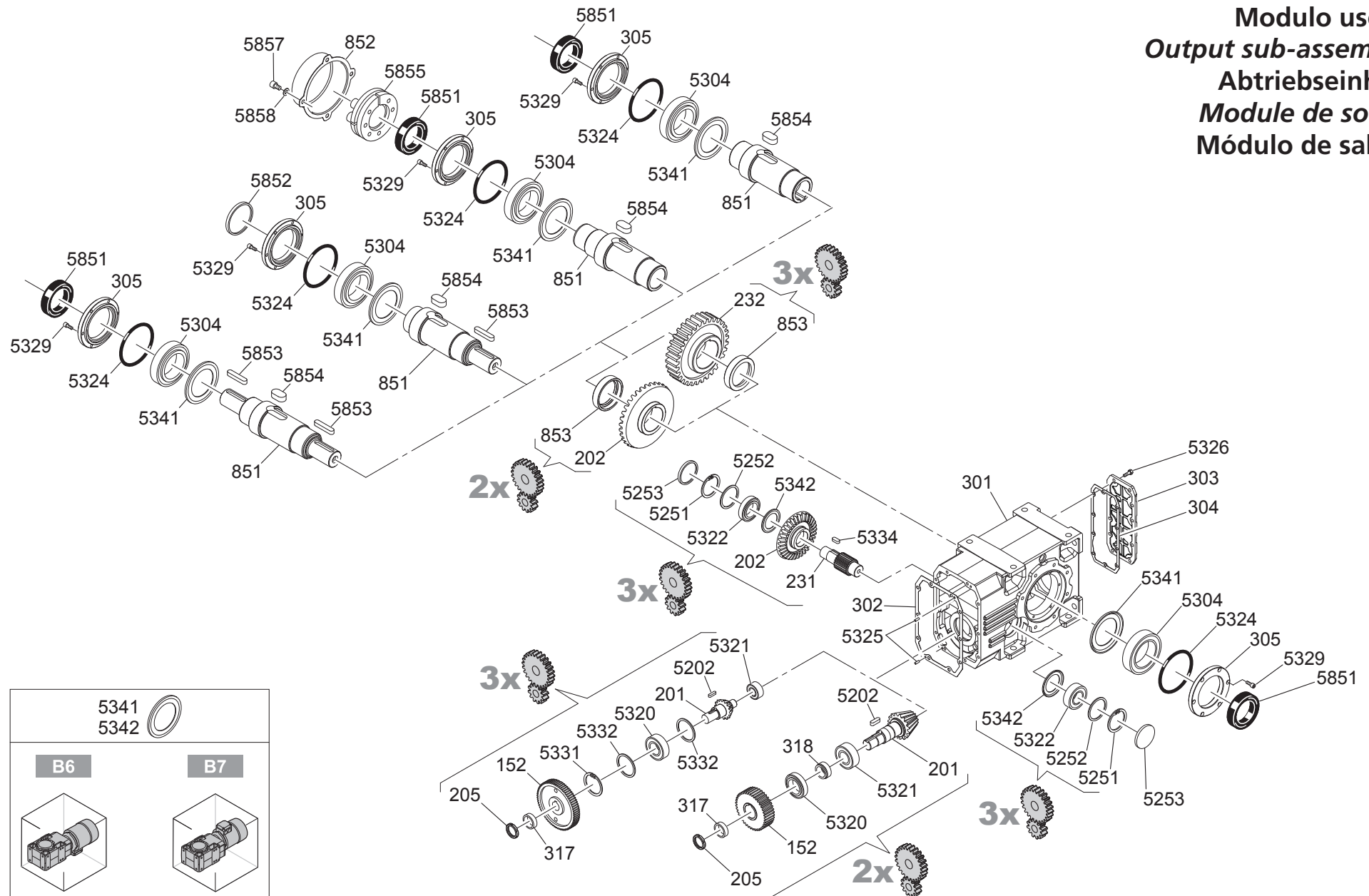
Pos.	Descrizione	Description	Benennung	Description	Descripción
152	Corona	Gear	Zahnrad	Couronne	Corona
201	Pignone	Pinion gear	Ritzel	Pignon	Piñon
202	Corona	Gear	Zahnrad	Couronne	Corona
205	Ghiera	Ring nut	Wellenmutter	Frette	Tuerca del anillo
206	Rondella	Washer	Unterlegscheibe	Rondelle	Arandela
231	Pignone	Pinion gear	Ritzel	Pignon	Piñon
232	Corona	Gear	Zahnrad	Couronne	Corona
301	Cassa	Housing	Gehäuse	Carter	Caja
302	Guarnizione cassa	Gasket	Dichtung	Joint plat	Junta
305	Cappello albero	Shaft holder	Deckel	Capuchon	Sombreroete
308	Guarnizione	Gasket	Dichtung	Joint plat	Junta
851	Albero lento	Output shaft	Abtriebswelle	Arbre de sortie	Eje de salida
852	Protezione	Safety cover	Schutzvorrichtung	Protection	Protección
853	Distanziale	Spacer ring	Distanzring	Entretoise	Distanciador

											
A 50 2	6215 6215-2RS *	32206 B	32206 B						52x62x3	25x30x2.5	
A 50 3	6215 6215-2RS *	32206	32206	6305	6403	62K	62K	25	52x62x3		52x62x1








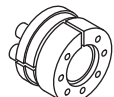
* Per posizioni di montaggio B6 e B7 / For mounting positions B6 and B7 / Für die Einbaulagen B6 und B7 / Pour positions de montage B6 et B7 / Para posiciones de montaje B6 y B7







												
A 50 2	ø6x16	ø100x10	8x7x25 B		14x9x70 A	22x14x49 C	CAL. ø75		M8x22	M12x20	ø13	75x100x10 DL
A 50 3	ø6x16	ø100x10	8x7x25 B	10x8x35 B	14x9x70 A	22x14x49 C	CAL. ø75	M14x40	M8x22	M12x20	ø13	75x100x10 DL

Modulo uscita
Output sub-assembly
Abtriebseinheit
Module de sortie
Módulo de salida

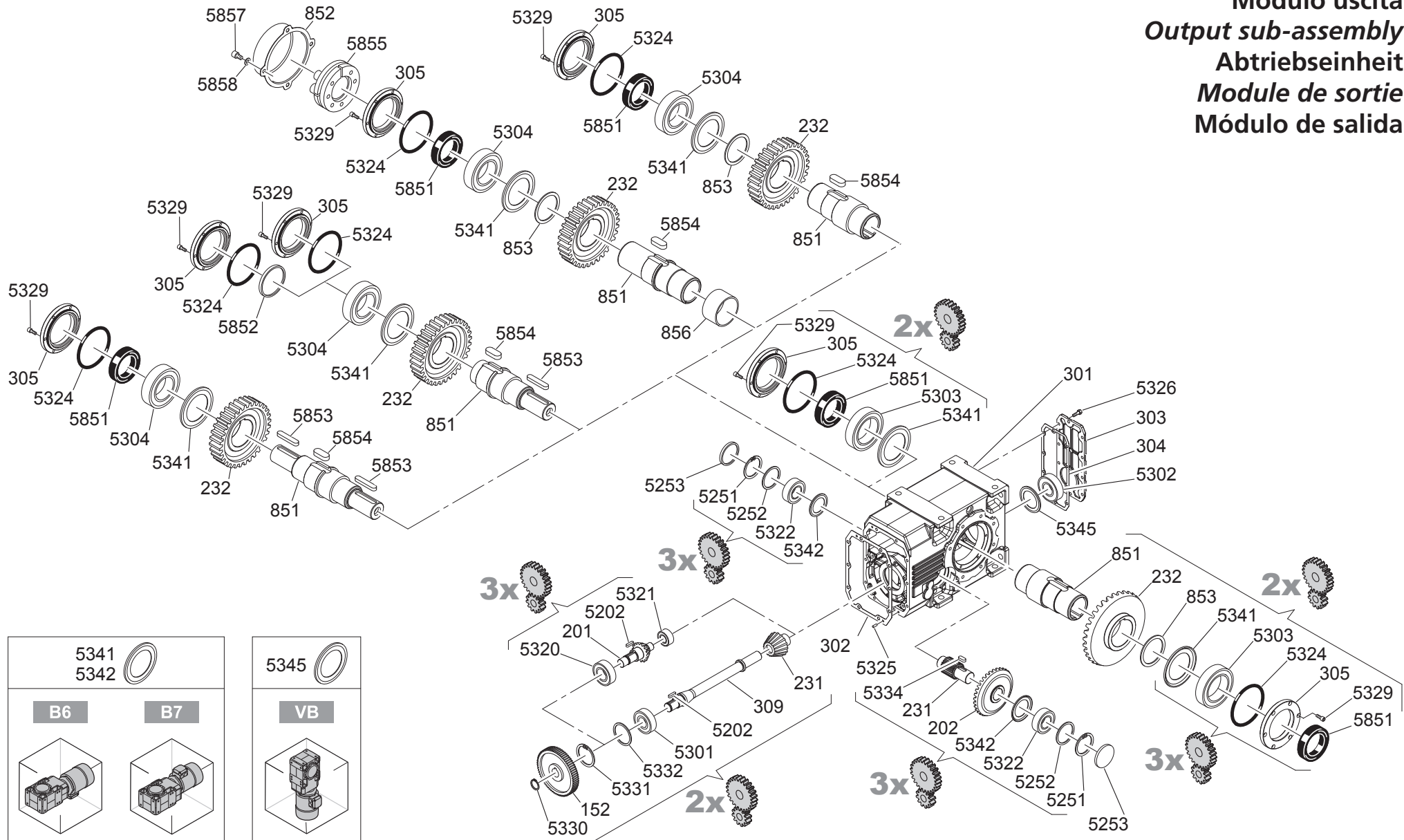


Pos.	Descrizione	Description	Benennung	Description	Descripción
152	Corona	Gear	Zahnrad	Couronne	Corona
201	Pignone	Pinion gear	Ritzel	Pignon	Piñon
202	Corona	Gear	Zahnrad	Couronne	Corona
231	Pignone	Pinion gear	Ritzel	Pignon	Piñon
232	Corona	Gear	Zahnrad	Couronne	Corona
301	Cassa	Housing	Gehäuse	Carter	Caja
302	Guarnizione	Gasket	Dichtung	Joint plat	Junta
303	Coperchio	Cover	Deckel	Couvercle	Tapa
304	Guarnizione	Gasket	Dichtung	Joint plat	Junta
305	Flangia	Flange	Flansch	Bride	Brida
317	Distanziale	Spacer ring	Distanzring	Entretoise	Distanciador
318	Distanziale	Spacer ring	Distanzring	Entretoise	Distanciador
851	Albero lento	Output shaft	Abtriebswelle	Arbre de sortie	Eje de salida
852	Protezione	Safety cover	Schutzvorrichtung	Protection	Protección
853	Distanziale	Spacer ring	Distanzring	Entretoise	Distanciador







													
	5202	5334	5853	5854	5326	5329	5857	5858	5851	5324	5341	5342	5855
A 55 2	10x8x35 B		18x11x90 A	22x14x65 A	M8x18	M8x20	M12x20	ø13x24x2.5	80x100x10 DL	123.42x3.53	32016 AV	33206 AV	CAL. ø75
A 55 3	8x7x25 C	10x8x25 C	18x11x90 A	22x14x75 C	M8x18	M8x20	M12x20	ø13x24x2.5	80x100x10 DL	123.42x3.53	32016 AV	33206 AV	CAL. ø75








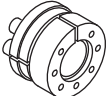
												
	5304	5320	5321	5322	5251	5331	5252	5332	5253	5852	5325	205
A 55 2	32016 X	31308	32309B						ø62x8	ø100x10	ø6x16	M30x1.5
A 55 3	32016 X	3307A	NJ203E	32206	62x2	80x2.5	50x62x2 R	68.3x78.8x1 R	ø62x8	ø100x10	ø6x16	M25x1.5

Modulo uscita
Output sub-assembly
Abtriebseinheit
Module de sortie
Módulo de salida

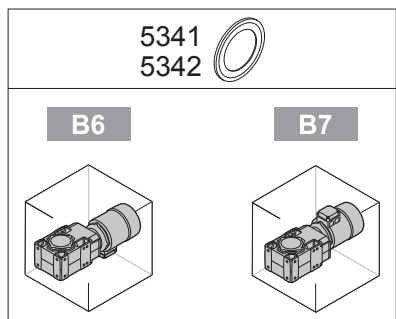
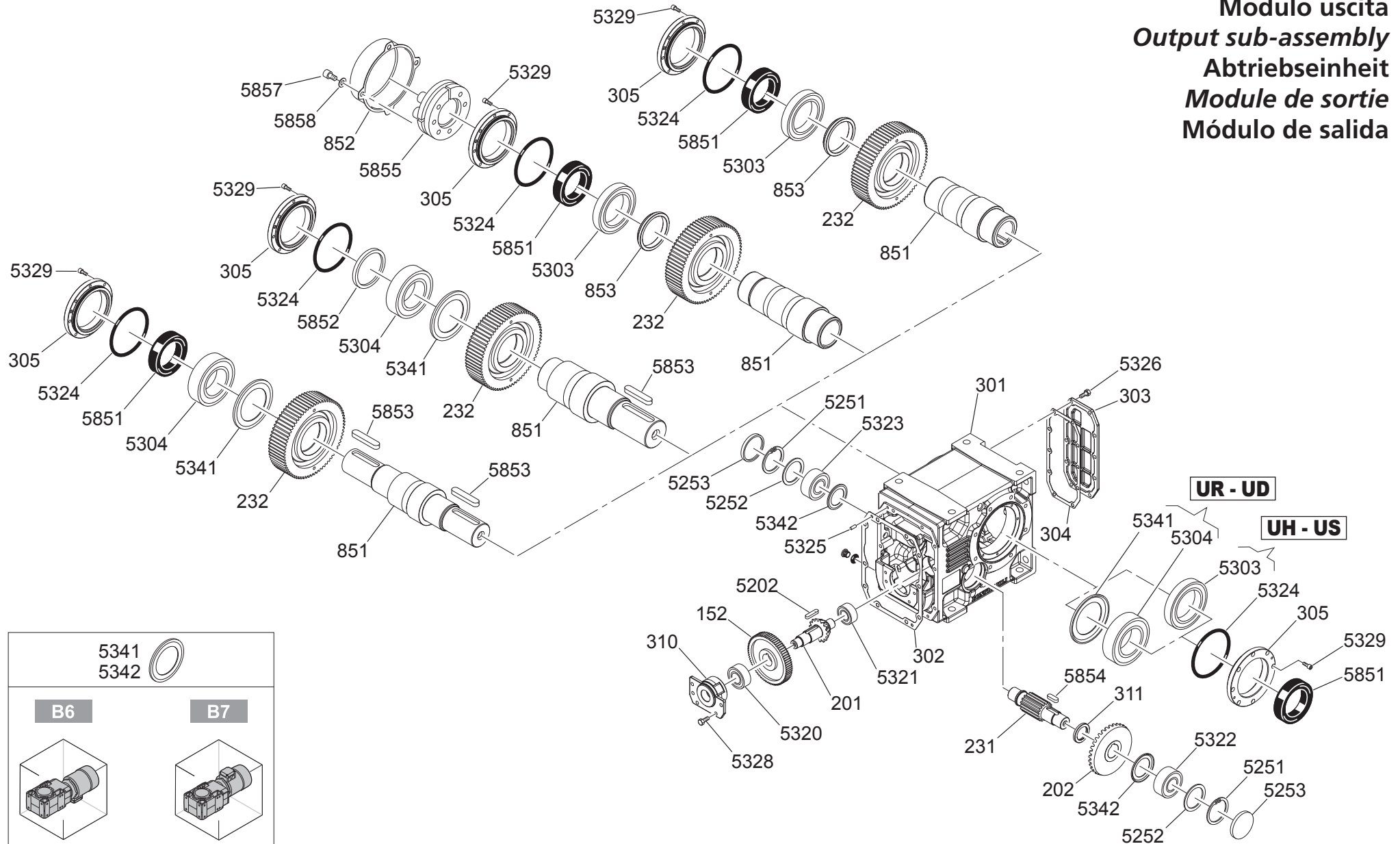


Pos.	Descrizione	Description	Benennung	Description	Descripción
152	Corona	Gear	Zahnrad	Couronne	Corona
201	Pignone	Pinion gear	Ritzel	Pignon	Piñon
202	Corona	Gear	Zahnrad	Couronne	Corona
231	Pignone	Pinion gear	Ritzel	Pignon	Piñon
232	Corona	Gear	Zahnrad	Couronne	Corona
301	Cassa	Housing	Gehäuse	Carter	Caja
302	Guarnizione	Gasket	Dichtung	Joint plat	Junta
303	Coperchio	Cover	Deckel	Couvercle	Tapa
304	Guarnizione	Gasket	Dichtung	Joint plat	Junta
305	Flangia	Flange	Flansch	Bride	Brida
309	Albero	Shaft	Welle	Arbre	Eje
851	Albero lento	Output shaft	Abtriebswelle	Arbre de sortie	Eje de salida
852	Protezione	Safety cover	Schutzvorrichtung	Protection	Protección
856	Distanziale	Spacer ring	Distanzring	Entretoise	Distanciadador






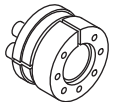
																		
	5301	5302	5303	5304	5320	5321	5322	5251	5331	5330	853	5252	5332	5253	5852	5325		
A 60 2	31307	31308	32018X	32216					80	30	90x110x3.5 R		68x80x3 R	ø80x8	ø110x10	ø6x16		
A 60 3			32018X	32216	32208	33205	32208	80	80	30	90x110x3.5 R	68x80x3 R	68x80x1 R	ø80x8	ø110x10	ø6x16		

														OR 	
	5202	5334	5853	5854	5326	5329	5857	5341	5342	5345	5858	5851	5324	5855	
A 60 2	8x7x30 B		18x11x90 A	25x14x60 B	M8x25	M8x22	M12x20	32018 AV 32316 AV		32308 AV	ø13	90x110x12 DL 80x110x10 DL	133.02x2.62	CAL. ø90	
A 60 3	8x7x30 B	12x8x28 C	18x11x90 A	25x14x60 B	Mx25	M8x22	M12x20	32018 AV 32316 AV	32208 AV		ø13	90x110x12 DL 80x110x10 DL	133.02x2.62	CAL. ø90	













Modulo uscita
Output sub-assembly
Abtriebseinheit
Module de sortie
Módulo de salida



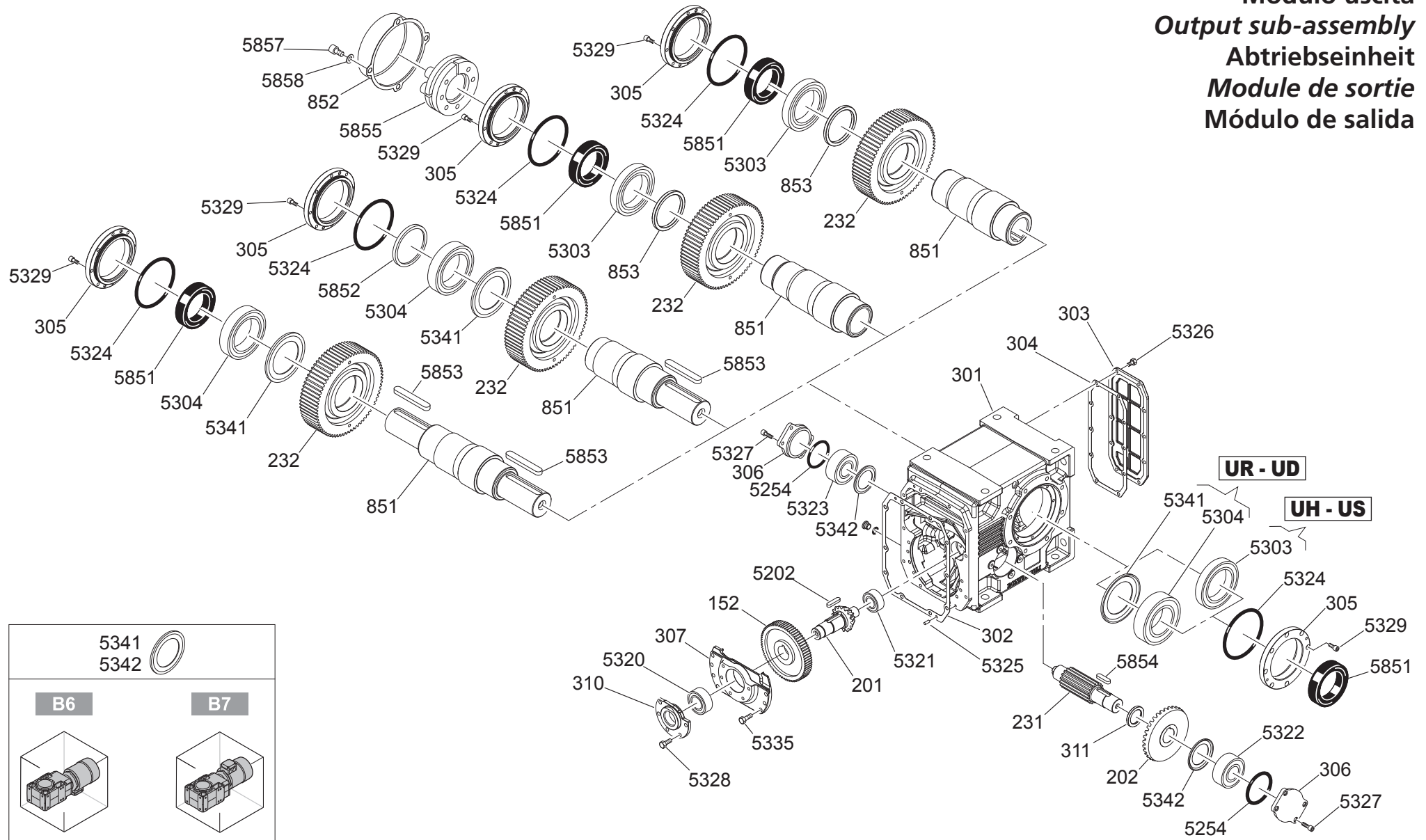
Pos.	Descrizione	Description	Benennung	Description	Descripción
152	Corona	Gear	Zahnrad	Couronne	Corona
201	Pignone	Pinion gear	Ritzel	Pignon	Piñon
202	Corona	Gear	Zahnrad	Couronne	Corona
231	Pignone	Pinion gear	Ritzel	Pignon	Piñon
232	Corona	Gear	Zahnrad	Couronne	Corona
301	Cassa	Housing	Gehäuse	Carter	Caja
302	Guarnizione	Gasket	Dichtung	Joint plat	Junta
303	Coperchio	Cover	Deckel	Couvercle	Tapa
304	Guarnizione	Gasket	Dichtung	Joint plat	Junta
305	Cappello	Holder	Deckel	Capuchon	Sombbrero
310	Supporto per cuscinetto	Bearing support	Lageraufnahme	Support roulement	Soporte para rodamiento
311	Distanziale	Spacer ring	Distanzring	Entretoise	Distanciador
851	Albero lento	Output shaft	Abtriebswelle	Arbre de sortie	Eje de salida
852	Protezione	Safety cover	Schutzvorrichtung	Protection	Protección
853	Distanziale	Spacer ring	Distanzring	Entretoise	Distanciador
931	Flangia	Flange	Flansch	Bride	Brida

												
	5303	5304	5320	5321	5322	5323	5251	5252	5325	5253	5852	5855
A 70	6021 6021-2RS *	32218	33207	33206	32308 B	32308	90	70x90x3.5	ø8x20	ø90x10	ø130x12	CAL. ø100




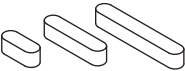
* Per posizioni di montaggio B6 e B7 / For mounting positions B6 and B7 / Für die Einbaulagen B6 und B7 / Pour positions de montage B6 et B7 / Para posiciones de montaje B6 y B7

												
	5202	5853	5854	5326	5328	5329	5857	5341	5342	5858	5851	OR 5324
A 70	12x8x45 "C"	22x14x110 "A"	14x9x41 "C"	M10x25	M10x25	M8x22	M14x25	32218 AV	32308 AV	ø15	105x130x12 "DL" 90x130x12 "DL"	4600

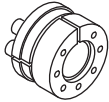






Modulo uscita
Output sub-assembly
Abtriebseinheit
Module de sortie
Módulo de salida

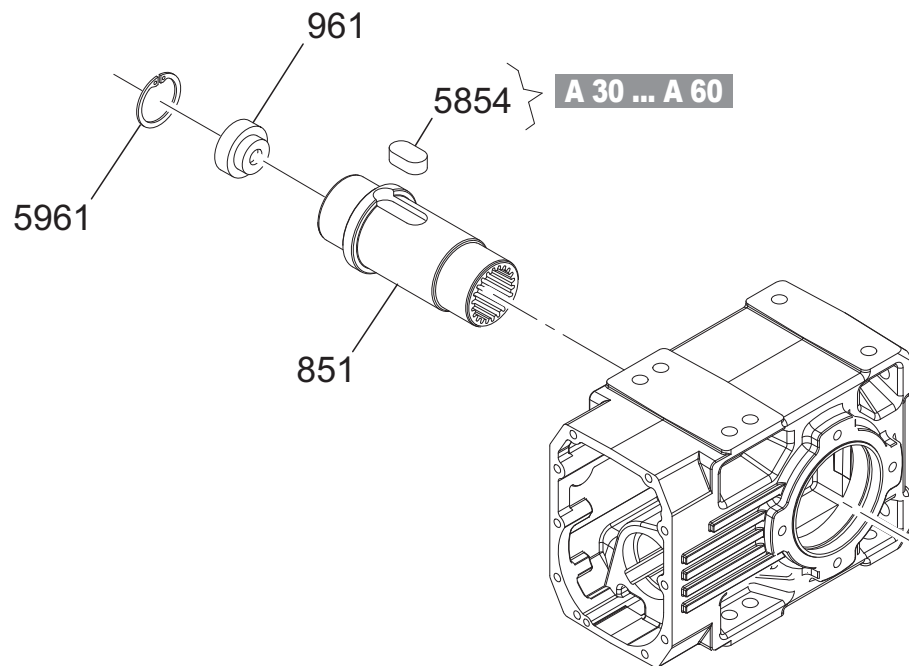


Pos.	Descrizione	Description	Benennung	Description	Descripción
152	Corona	Gear	Zahnrad	Couronne	Corona
201	Pignone	Pinion gear	Ritzel	Pignon	Piñon
202	Corona	Gear	Zahnrad	Couronne	Corona
231	Pignone	Pinion gear	Ritzel	Pignon	Piñon
232	Corona	Gear	Zahnrad	Couronne	Corona
301	Cassa	Housing	Gehäuse	Carter	Caja
302	Guarnizione	Gasket	Dichtung	Joint plat	Junta
303	Coperchio	Cover	Deckel	Couvercle	Tapa
304	Guarnizione	Gasket	Dichtung	Joint plat	Junta
305	Cappello	Holder	Deckel	Capuchon	Sombbrero
306	Cappello	Holder	Deckel	Capuchon	Sombbrero
307	Supporto per cuscinetto	Bearing support	Lageraufnahme	Support roulement	Soporte para rodamiento
310	Supporto per cuscinetto	Bearing support	Lageraufnahme	Support roulement	Soporte para rodamiento
311	Distanziale	Spacer ring	Distanzring	Entretoise	Distanciadore
851	Albero lento	Output shaft	Abtriebswelle	Arbre de sortie	Eje de salida
852	Protezione	Safety cover	Schutzvorrichtung	Protection	Protección
853	Distanziale	Spacer ring	Distanzring	Entretoise	Distanciadore

											
	5303	5304	5320	5321	5322	5323	5325	5852	5202	5853	5854
A 80	6024 6024-2RS *	32024	33209	33207	32310 B	32310	ø8x20	ø150x12	14x9x57 "C"	25x14x160 "A"	16x10x50 "C"
A 90	6026 6026-2RS *	32026	32310	32309	32312 B	32312	ø12x30	ø170x12	18x11x82 "C"	28x16x190 "A"	18x11x60 "C"

* Per posizioni di montaggio B6 e B7 / For mounting positions B6 and B7 / Für die Einbaulagen B6 und B7 / Pour positions de montage B6 et B7 / Para posiciones de montaje B6 y B7

													 OR	
	5855	5326	5328	5335	5857		5327	5329	5341	5342	5858	5851	5254	5324
A 80	CAL. ø110	M10x25	M12x30	M12x35		M16x30	M10x25	M10x25	32024 AV	32310 AV	ø17	120x150x12 "DL"	4412	4675
A 90	CAL. ø125	M10x25	M16x30	M16x40	M20x30		M10x25	M10x30	32024 AV	32310 AV	ø21	130x170x12 "DL"	4487	4750

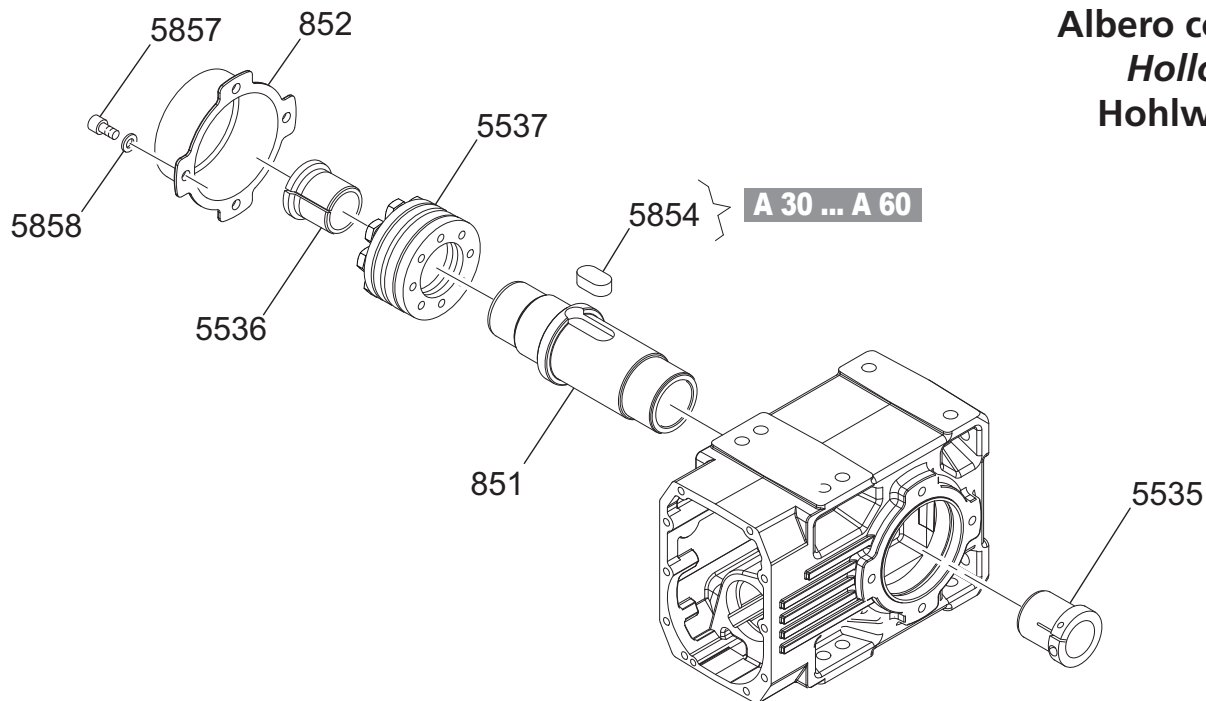


Albero lento scanalato DIN 5480
Splined hollow shaft DIN 5480
Hohlwelle mit Vielkeilverzahnung DIN 5480
Arbre creux cannelé DIN 5480
Eje de salida estriado DIN 5480

I particolari dell'asse lento non rappresentati sono in comune con la versione UH
Output shaft components which are not shown are common to the UH version
 Die nicht dargestellten Teile der Abtriebswelle sind mit der Version UH gemeinsam
Les éléments de l'axe lent non représentés sont en commun avec la version UH
 Las características del eje lento no mostradas coinciden con las de la versión UH

Pos.	Descrizione	Description	Benennung	Description	Descripción
851	Albero lento	Output shaft	Abtriebswelle	Arbre de sortie	Eje de salida
961	Rondella	Washer	Unterlegscheibe	Rondelle	Arandela

	5961	5854
A 20	35	
A 30	40	18x11x33 C (i = 7) 18x11x50 A (i = 3)
A 35	40	20x12x33 C (i = 9) 20x12x25 A (i = 3)
A 41	52	20x12x40 C (i = 7) 20x12x60 A (i = 3)
A 50	55	22x14x49 C
A 55	55	22x14x65 A 22x14x75 C
A 60	72	25x14x60 C



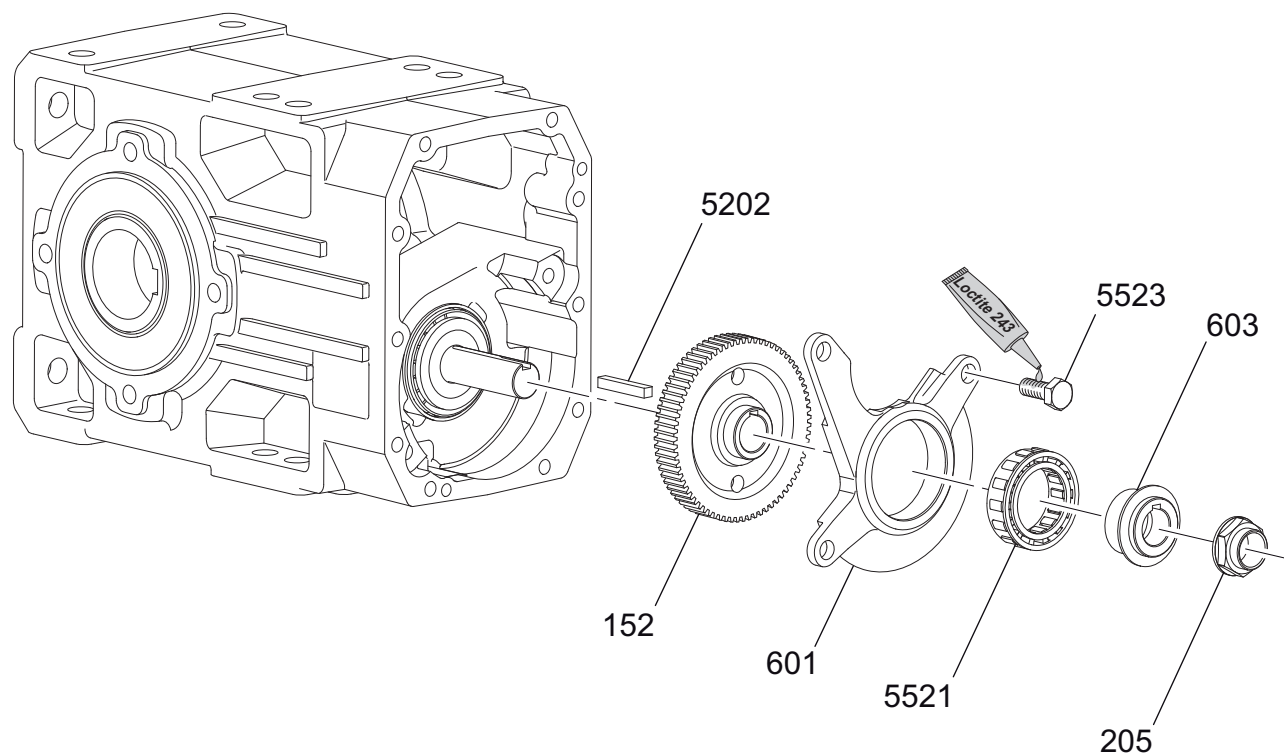
Albero con boccole di adattamento e giunto calettatore
Hollow shaft with adapter bushings and shrink disc
Hohlwelle mit Adapterbuchsen und Schrumpfscheibe
Arbre creux avec douilles d'adaptation et frette de serrage
Eje hueco con casquillo de adaptación y Aro de apriete

I particolari dell'asse lento non rappresentati sono in comune con la versione UH
 Output shaft components which are not shown are common to the UH version
 Die nicht dargestellten Teile der Abtriebswelle sind mit der Version UH gemeinsam
 Les éléments de l'axe lent non représentés sont en commun avec la version UH
 Las características del eje lento no mostradas coinciden con las de la versión UH

Pos.	Descrizione	Description	Benennung	Description	Descripción
851	Albero lento	Output shaft	Abtriebswelle	Arbre de sortie	Eje de salida
852	Coperchio	Cover	Deckel	Couvercle	Tapa

	5535 5536									
	Ø 25	Ø 30	Ø 35	Ø 40	Ø 45	Ø 50	Ø 55	Ø 60	Ø 65	Ø 70
A 10	QF 25	QF 30								
A 20	QF 25	QF 30								
A 30			QF 35	QF 40						
A 35			QF 35	QF 40						
A 41				QF 40	QF 45					
A 50						QF 50	QF 55			
A 55							QF 55	QF 60		
A 60							QF 60	QF 65	QF 70	




	5537	5854	5858	5857
A 10	38x68 (spec.)		Ø8.4	M8x16
A 20	38x68 (spec.)		Ø8.4	M8x16
A 30	50x80 (spec.)	18x11x33 C (i = 7) 18x11x50 A (i = 3)	Ø8.4	M8x16
A 35	50x80 (spec.)	20x12x33 C (i = 9) 20x12x25 A (i = 3)	Ø10.5	M10x16
A 41	55x90 (spec.)	20x12x40 C (i = 7) 20x12x60 A (i = 3)	Ø13	M12x20
A 50	68x112 (spec.)	22x14x49 C	Ø13	M12x20
A 55	90x155 (std.)	22x14x65 A 22x14x75 C	Ø13x24x2.5	M12x20
A 60	90x155 (std.)	25x14x60 C	Ø13	M12x20



AL, AR OPTION

Dispositivo antiretro
Anti-run back device
 Rücklauf Sperre
Dispositif anti-retour
 Dispositivo antirretorno

Pos.	Descrizione	Description	Benennung	Description	Descripción
152	Corona	<i>Gear</i>	Zahnrad	<i>Couronne</i>	Corona
205	Ghiera	<i>Ring nut</i>	Wellenmutter	<i>Frette</i>	Tuerca del anillo
601	Supporto per antiretro	<i>Anti-run back support</i>	Halter für Rücklauf Sperre	<i>Support pour anti-recul</i>	Soporte para dispositivo antirretorno
603	Boccola per antiretro	<i>Anti-run back bushing</i>	Buchse für Rücklauf Sperre	<i>Bague pour système anti-recul</i>	Casquillo para dispositivo antirretorno

			
	5202	5521	5523
A 30 2	5x5x32 B	DC 3034 STIEBER	M8x20
A 35 2	5x5x32 B	DC 3034 STIEBER	M8x20
A 41 2	6x6x38 B	DC 4127 (3C) STIEBER	M8x20

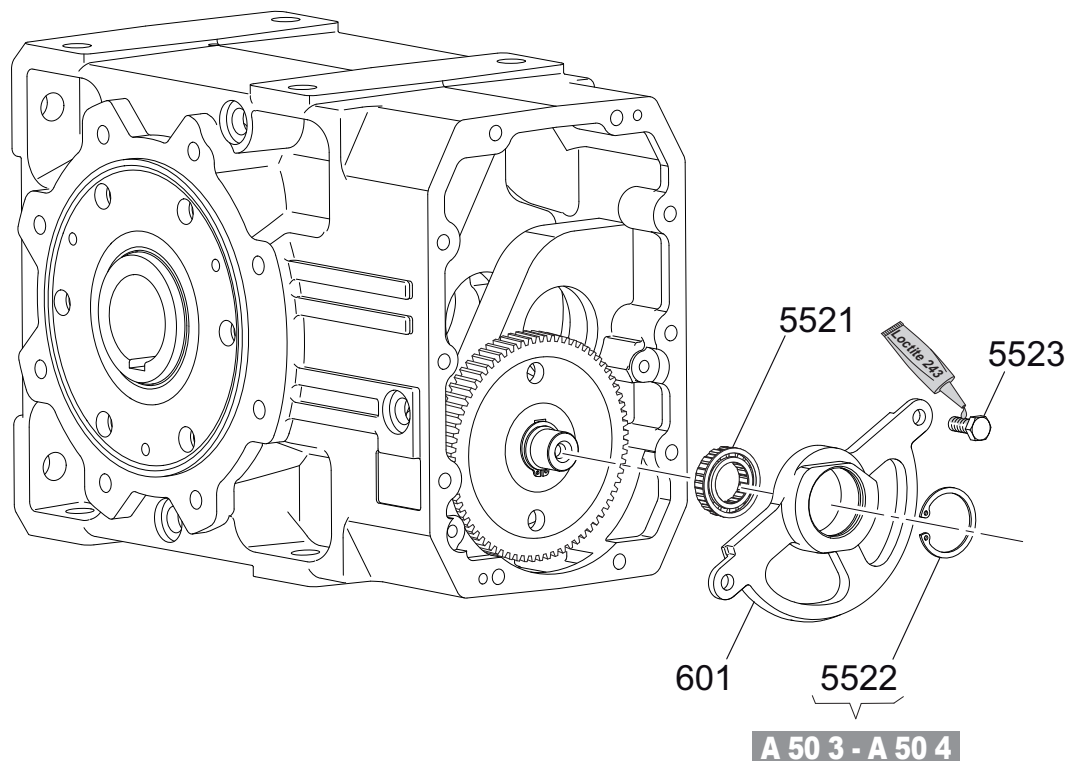
Utilizzare LOCTITE 243 o similare in quanto a proprietà e campo di utilizzo / Use LOCTITE 243 or similar in terms of characteristics and applications / LOCTITE 243 oder in punkto Eigenschaften und Anwendungsbereich gleichwertige Mittel benutzen / Utiliser LOCTITE 243 ou un produit équivalent en ce qui concerne les propriétés et la plage d'utilisation / Utilice LOCTITE 243 o similar en cuanto a propiedades y ámbito de utilización

A 50 3

A 50 4

A 60 3




A 60 4



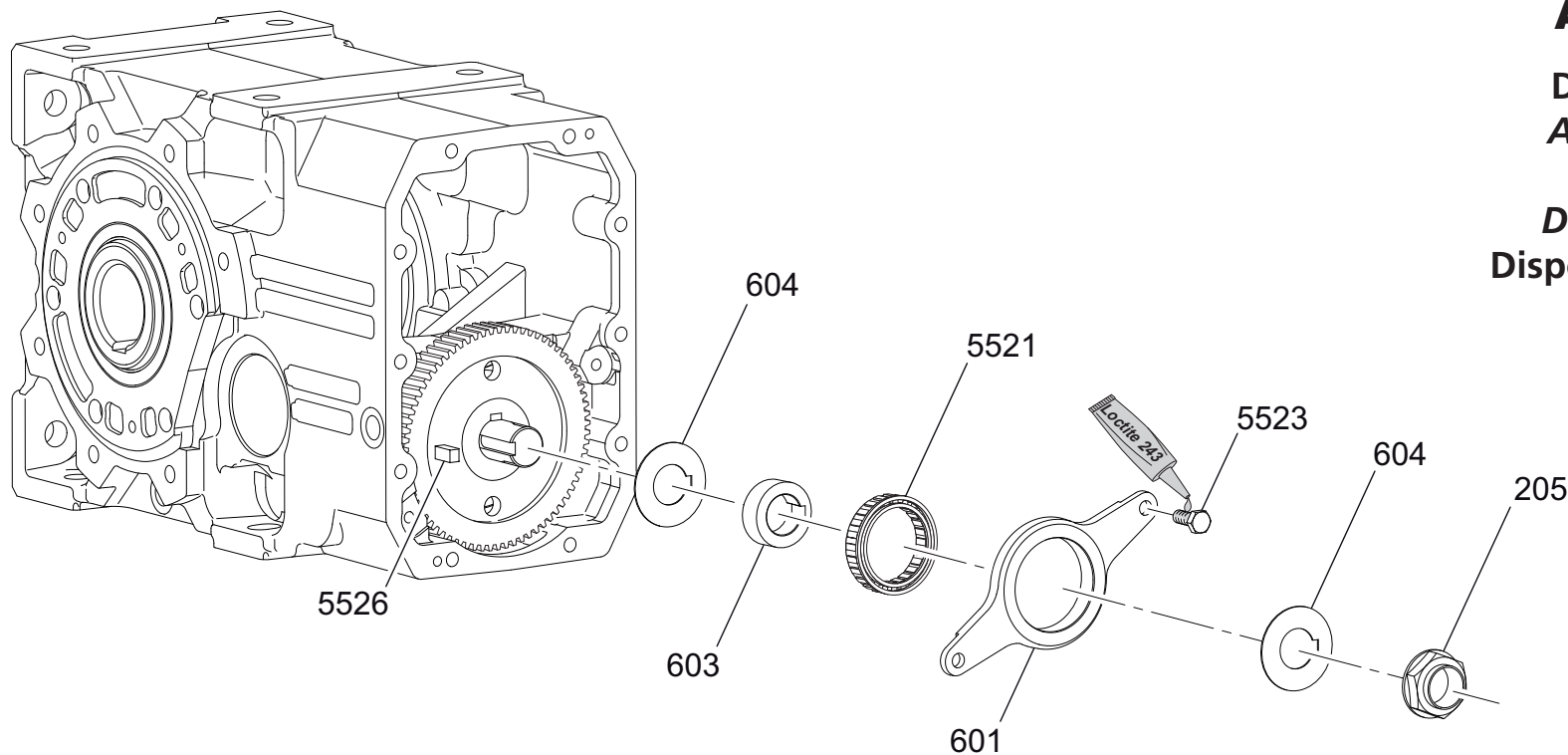
AL, AR OPTION

Dispositivo antiretro
Anti-run back device
 Rücklauf Sperre
Dispositif anti-retour
 Dispositivo antirretorno

Pos.	Descrizione	Description	Benennung	Description	Descripción
601	Supporto per antiretro	<i>Anti-run back support</i>	Halter für Rücklauf Sperre	<i>Support pour anti-recul</i>	Soporte para dispositivo antirretorno

			
	5521	5522	5523
A 50 3 A 50 4	BF 50z "BFR"	38	M8x20
A 60 3 A 60 4	BF 70z "BFR"		M10x25




Utilizzare LOCTITE 243 o similare in quanto a proprietà e campo di utilizzo / Use LOCTITE 243 or similar in terms of characteristics and applications / LOCTITE 243 oder in punkto Eigenschaften und Anwendungsbereich gleichwertige Mittel benutzen / Utiliser LOCTITE 243 ou un produit équivalent en ce qui concerne les propriétés et la plage d'utilisation / Utilice LOCTITE 243 o similar en cuanto a propiedades y ámbito de utilización



AL, AR OPTION

Dispositivo antiretro
Anti-run back device
 Rücklauf Sperre
Dispositif anti-retour
 Dispositivo antirretorno

Pos.	Descrizione	Description	Benennung	Description	Descripción
205	Ghiera	Ring nut	Wellenmutter	Frette	Tuerca del anillo
601	Supporto per antiretro	Anti-run back support	Halter für Rücklauf Sperre	Support pour anti-recul	Soporte para dispositivo antirretorno
603	Boccola per antiretro	Anti-run back bushing	Buchse für Rücklauf Sperre	Bague pour système anti-recul	Casquillo para dispositivo antirretorno
604	Ralla	Washer	Unterlegscheibe	Rondelle	Arandela

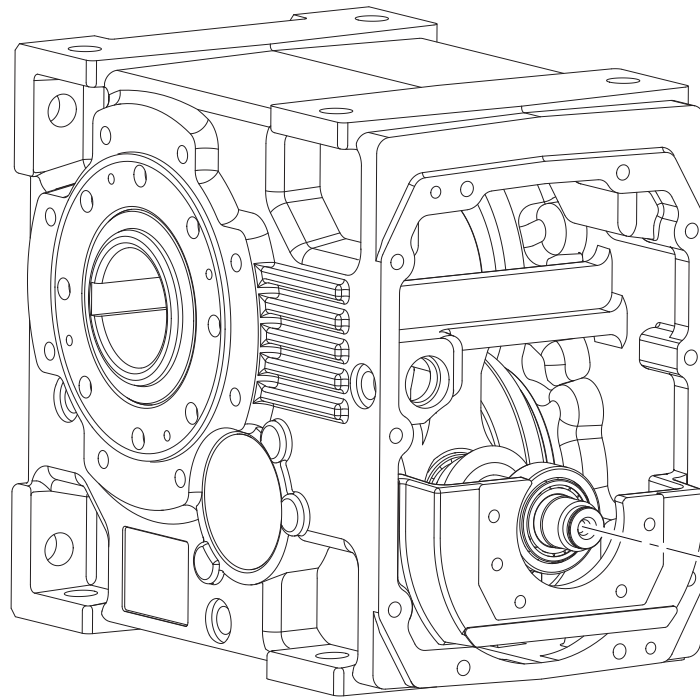
			
	5226	5521	5523
A 55 3 A 55 4	8x7x16 B	DC 4127 (3C) STIEBER	M8x20

Utilizzare LOCTITE 243 o similare in quanto a proprietà e campo di utilizzo / Use LOCTITE 243 or similar in terms of characteristics and applications / LOCTITE 243 oder in punkto Eigenschaften und Anwendungsbereich gleichwertige Mittel benutzen / Utiliser LOCTITE 243 ou un produit équivalent en ce qui concerne les propriétés et la plage d'utilisation / Utilice LOCTITE 243 o similar en cuanto a propiedades y ámbito de utilización

A 70

A 80

A 90







A 70 - A 80

A 90 $i = 9.7_21.0$

AL, AR OPTION

Dispositivo antiretro
Anti-run back device
Rücklauf Sperre
Dispositif anti-retour
Dispositivo antirretorno

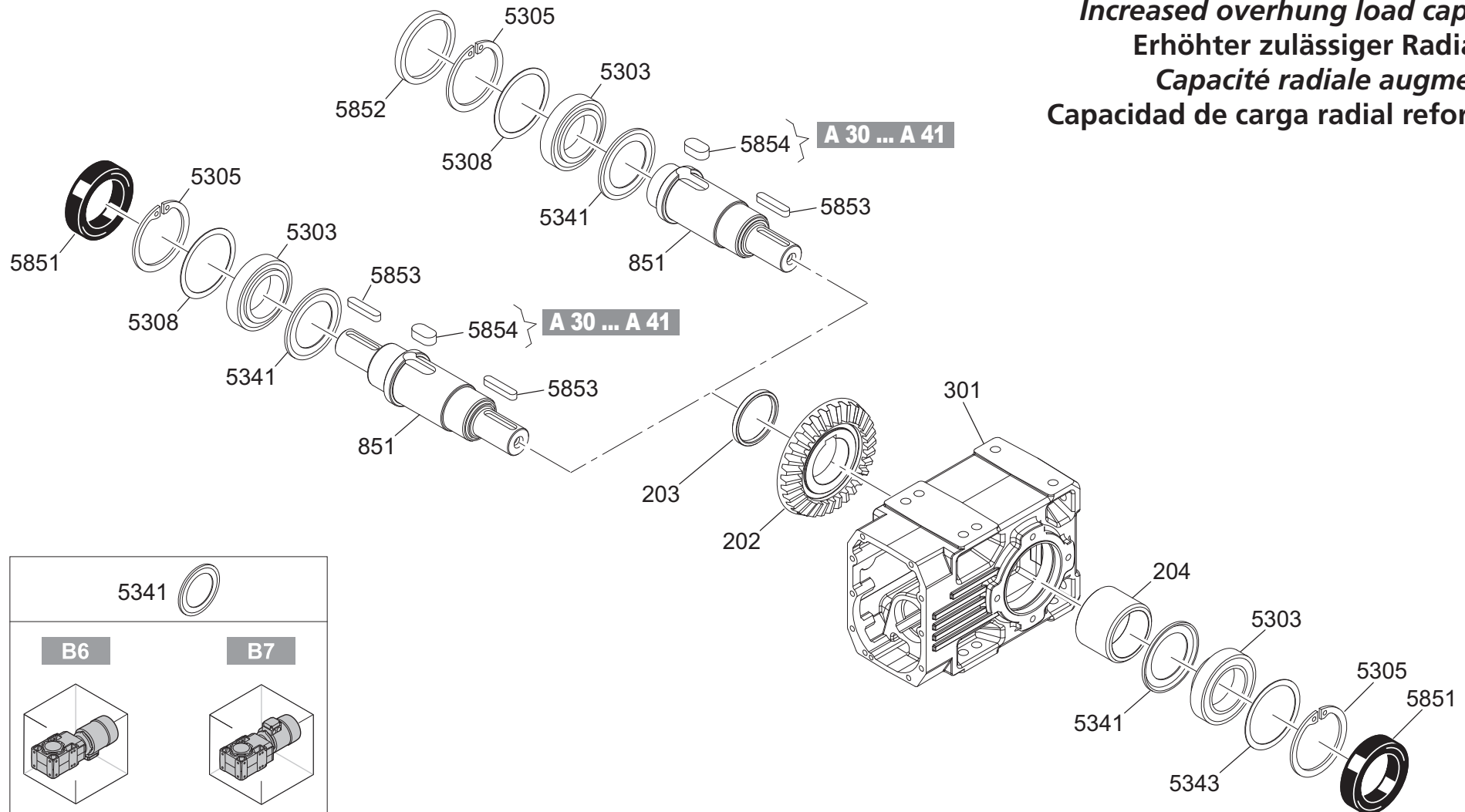
Pos.	Descrizione	Description	Benennung	Description	Descripción
601	Supporto per antiretro	Anti-run back support	Halter für Rücklauf Sperre	Support pour anti-recul	Soporte para dispositivo antirretorno
603	Boccola per antiretro	Anti-run back bushing	Buchse für Rücklauf Sperre	Bague pour système anti-recul	Casquillo para dispositivo antirretorno

	 5521	 5522	 5524	 5523
A 70	DC 5476A (4C)	72	28	M10x25
A 80	DC 5476B (4C)		40	M12x35
A 90	DC 7221B (i = 9.7_21.0)		42	M16x30
	BF 110z (i ≥ 22.3)	67		M16x30










Utilizzare LOCTITE 243 o similare in quanto a proprietà e campo di utilizzo / Use LOCTITE 243 or similar in terms of characteristics and applications / LOCTITE 243 oder in punkto Eigenschaften und Anwendungsbereich gleichwertige Mittel benutzen / Utiliser LOCTITE 243 ou un produit équivalent en ce qui concerne les propriétés et la plage d'utilisation / Utilice LOCTITE 243 o similar en cuanto a propiedades y ámbito de utilización

A 10**A 20****A 30****A 35****A 41****UR****UD****HDB OPTION**

Capacità radiale rinforzata
Increased overhung load capacity
Erhöhter zulässiger Radiallast
Capacité radiale augmentée
Capacidad de carga radial reforzada



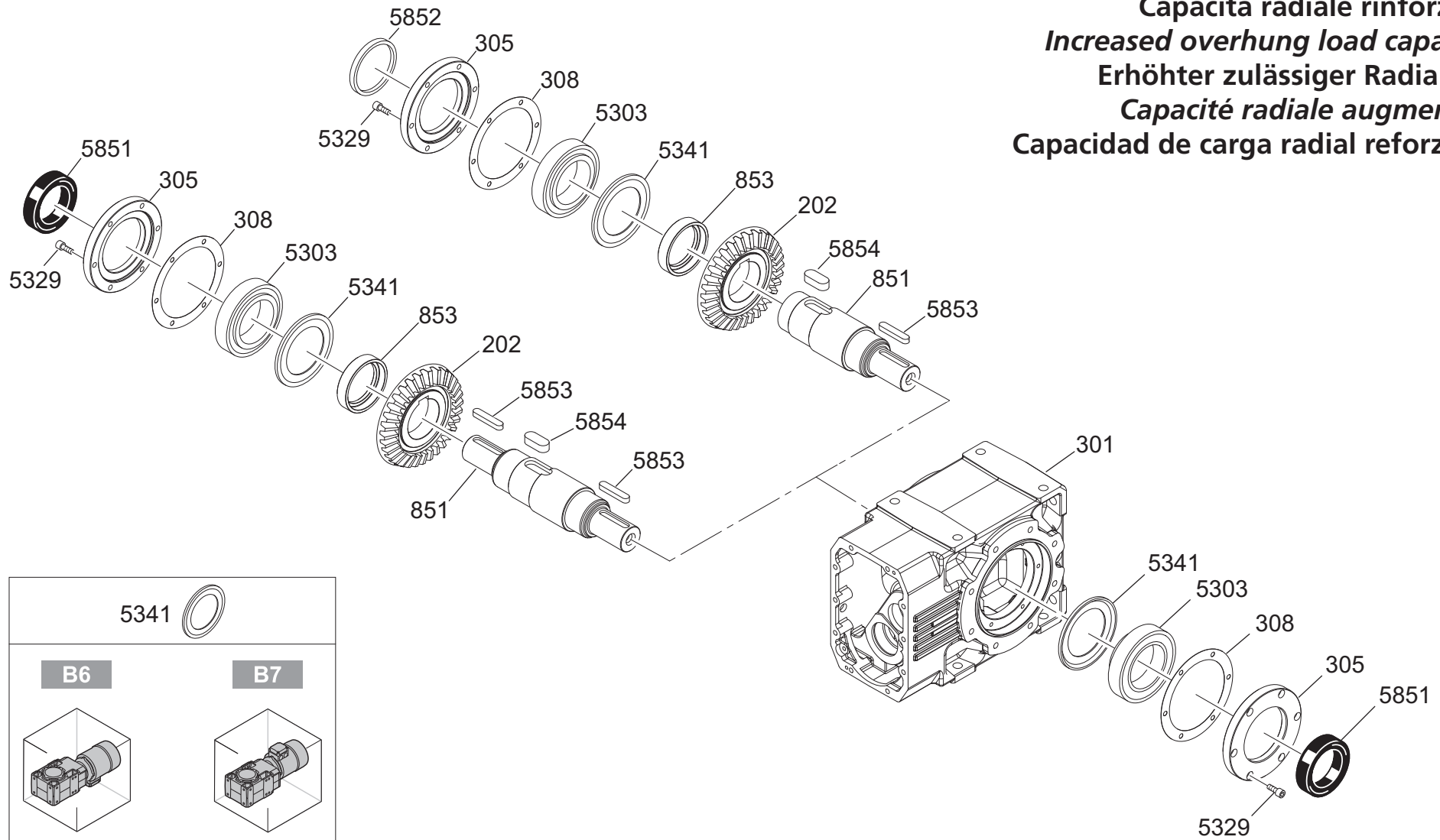
Pos.	Descrizione	Description	Benennung	Description	Descripción
202	Corona	Gear	Zahnrad	Couronne	Corona
203	Distanziale	Spacer ring	Distanzring	Entretoise	Distanciador
204	Distanziale	Spacer ring	Distanzring	Entretoise	Distanciador
301	Cassa	Housing	Gehäuse	Carter	Caja
851	Albero lento	Output shaft	Abtriebswelle	Arbre de sortie	Eje de salida

	 5303	 5305	 5308	 5343	 5341	 5851	 5852	 5853	 5854
A 10	32009	75	66.2x72.8x1 R 65.2x74.8x0.3 R *	66.2x72.8x1 R	45x73.5x4.7 0.3 AV	45x75x8 DL	ø75x8	8x7x35 A	
A 20	32010	80	68.3x78.8x1 R	68.3x78.8x1 R	50x78.6x5.0 0.3 AV	50x80x8 DL	ø80x8	8x7x50 A	
A 30	32011	90 → 4 ←	75.3x89.8x1 R	75.3x89.8x1 R	55x88.4x5.7 0.3 AV	55x90x8 DL	ø90x8	10x8x50 A	18x11x33 C 18x11x40 C
A 35	30211	100 → 4 ←	83.1x98.9x1 R	83.1x98.9x1 R	55x99.5x5.1 0.3 AV	55x100x10 DL	ø100x10	12x8x60 A	20x12x25 B 20x12x33 B
A 41	30213	120	100x120x1 R	100x120x1 R	65x116.5x5.1 0.5 AV	65x120x13 DL	ø120x12	14x9x70 A	20x12x40 C 20x12x60 A







* Per posizioni di montaggio B6 e B7 / For mounting positions B6 and B7 / Für die Einbaulagen B6 und B7 / Pour positions de montage B6 et B7 / Para posiciones de montaje B6 y B7

HDB OPTION

Capacità radiale rinforzata
Increased overhung load capacity
 Erhöhter zulässiger Radiallast
Capacité radiale augmentée
 Capacidad de carga radial reforzada



Pos.	Descrizione	Description	Benennung	Description	Descripción
202	Corona	Gear	Zahnrad	Couronne	Corona
301	Cassa	Housing	Gehäuse	Carter	Caja
305	Cappello albero	Shaft holder	Deckel	Capuchon	Sombbrero
308	Guarnizione	Gasket	Dichtung	Joint plat	Junta
851	Albero lento	Output shaft	Abtriebswelle	Arbre de sortie	Eje de salida
853	Distanziale	Spacer ring	Distanzring	Entretoise	Distanciador

							
	5303	5341	5851	5852	5853	5854	5329
A 50	30215	75x127x6.1 0.5 AV	75x100x10 DL	ø100x10	8x7x35 A	22x14x49 C 40x22x60 A	M8x22

A 20 3

A 30 3

A 35 3

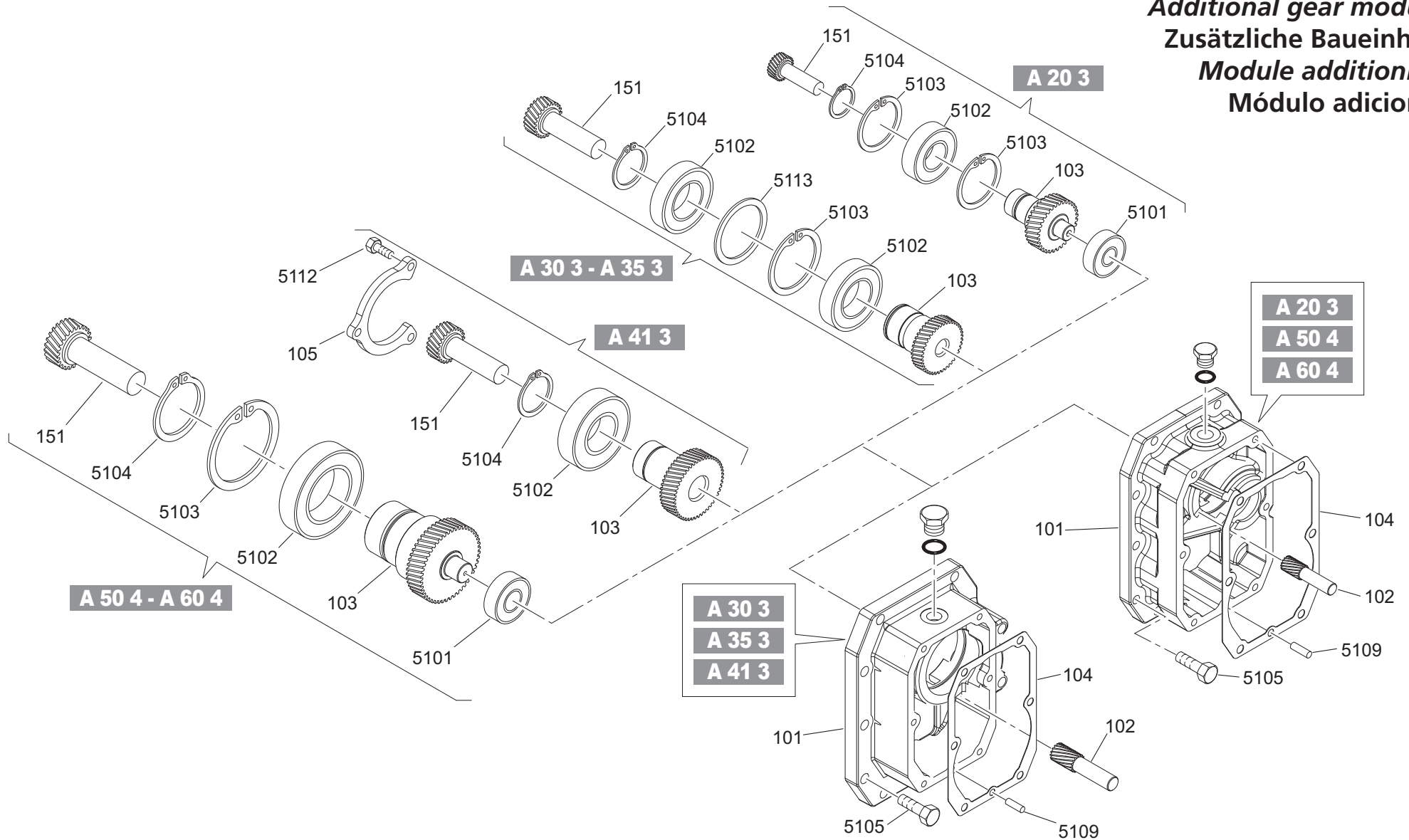
A 41 3

A 50 4








A 55 4

A 60 4

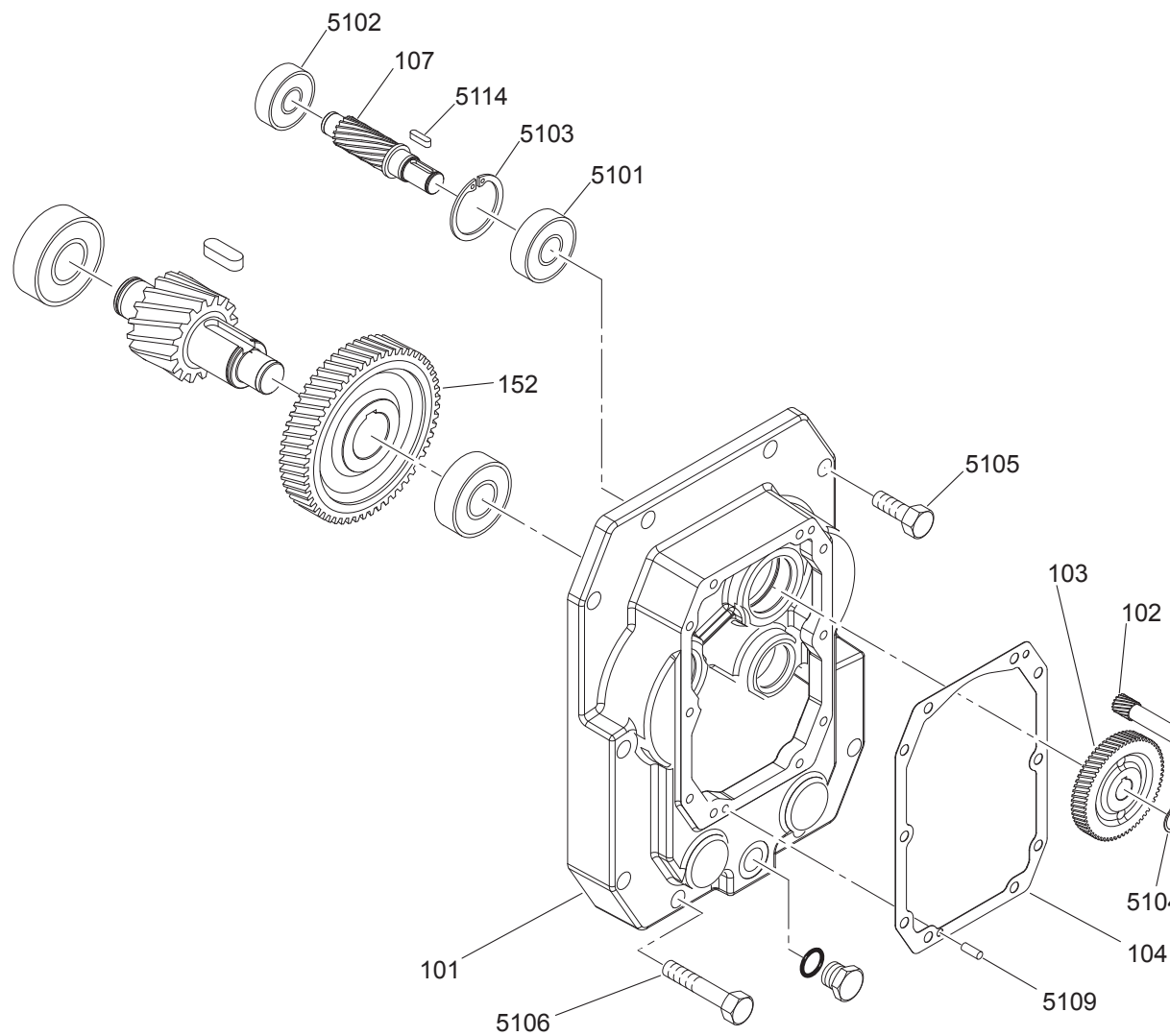
Modulo addizionale
Additional gear module
Zusätzliche Baueinheit
Module additionnel
Módulo adicional










Pos.	Descrizione	Description	Benennung	Description	Descripción
101	Modulo addizionale	Additional gear module	Zusätzliche Baueinheit	Module additionnel	Módulo adicional
102	Pignone	Pinion gear	Ritzel	Pignon	Piñon
103	Corona	Gear	Zahnrad	Couronne	Corona
104	Guarnizione	Gasket	Dichtung	Jointplat	Junta
105	Anello di battuta per cuscinetto	Bearing retainer	Schlußring	Bague de fermeture	Anillo de tope para rodamiento
151	Pignone	Pinion gear	Ritzel	Pignon	Piñon

								
	5101	5102	5104	5103	5109	5105	5112	5113
A 20 3	6201 2Z	6004	20	42	ø5x16	M6x20 M6x50		
A 30 3 - A 35 3		6006	30	55	ø5x16	M8x25 M8x60		45x55x2 "R"
A 41 3		3206-2RS	30		ø5x16		M8x25 M8x65	M6x16
A 50 4 - A 55 4	NJ202	6008	40	68	ø6x16		M10x35 M10x75	
A 60 4	NJ203	6010	50	80	ø6x16		M10x35 M10x80	

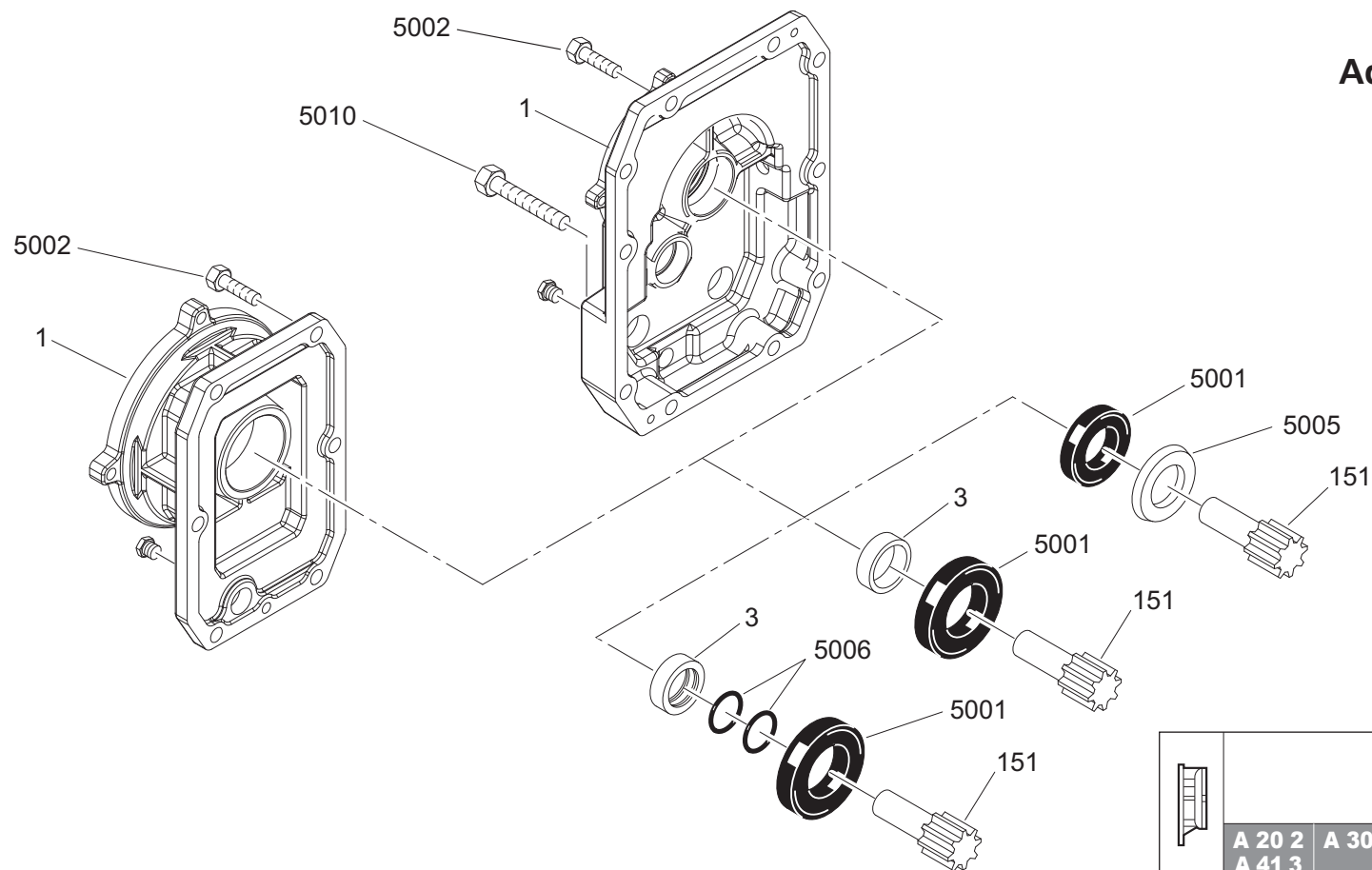
Modulo addizionale
Additional gear module
Zusätzliche Baueinheit
Module additionnel
Módulo adicional



Pos.	Descrizione	Description	Benennung	Description	Descripción
101	Modulo addizionale	Additional gear module	Zusätzliche Baueinheit	Module additionnel	Módulo adicional
102	Pignone	Pinion gear	Ritzel	Pignon	Piñon
103	Corona	Gear	Zahnrad	Couronne	Corona
104	Guarnizione	Gasket	Dichtung	Jointplat	Junta
107	Pignone	Pinion gear	Ritzel	Pignon	Piñon
106	Supporto per cuscinetto	Bearing support	Lageraufnahme	Support roulement	Soporte para rodamiento
411	Corona	Gear	Zahnrad	Couronne	Corona



										
	5101	5102	5114	5105	5106	5115	5104	5103	5109	51156
A 70 4	6304	6303	5x5x19 C	M12x35	M12x65	M12x30 M12x40	17	52	ø6x16	ø8x26
A 80 4	6404	6304	6x6x25 C	M12x35	M12x65	M12x30	20	72	ø6x16	ø8x30
A 90 4	6306	6305	8x7x25 C	M16x50	M16x80	M16x35	25	72	ø6x16	


Interfaccia per motore compatto
 Compact motor interface
 S Baueinheit
 Module S
 Adaptador para motor compacto

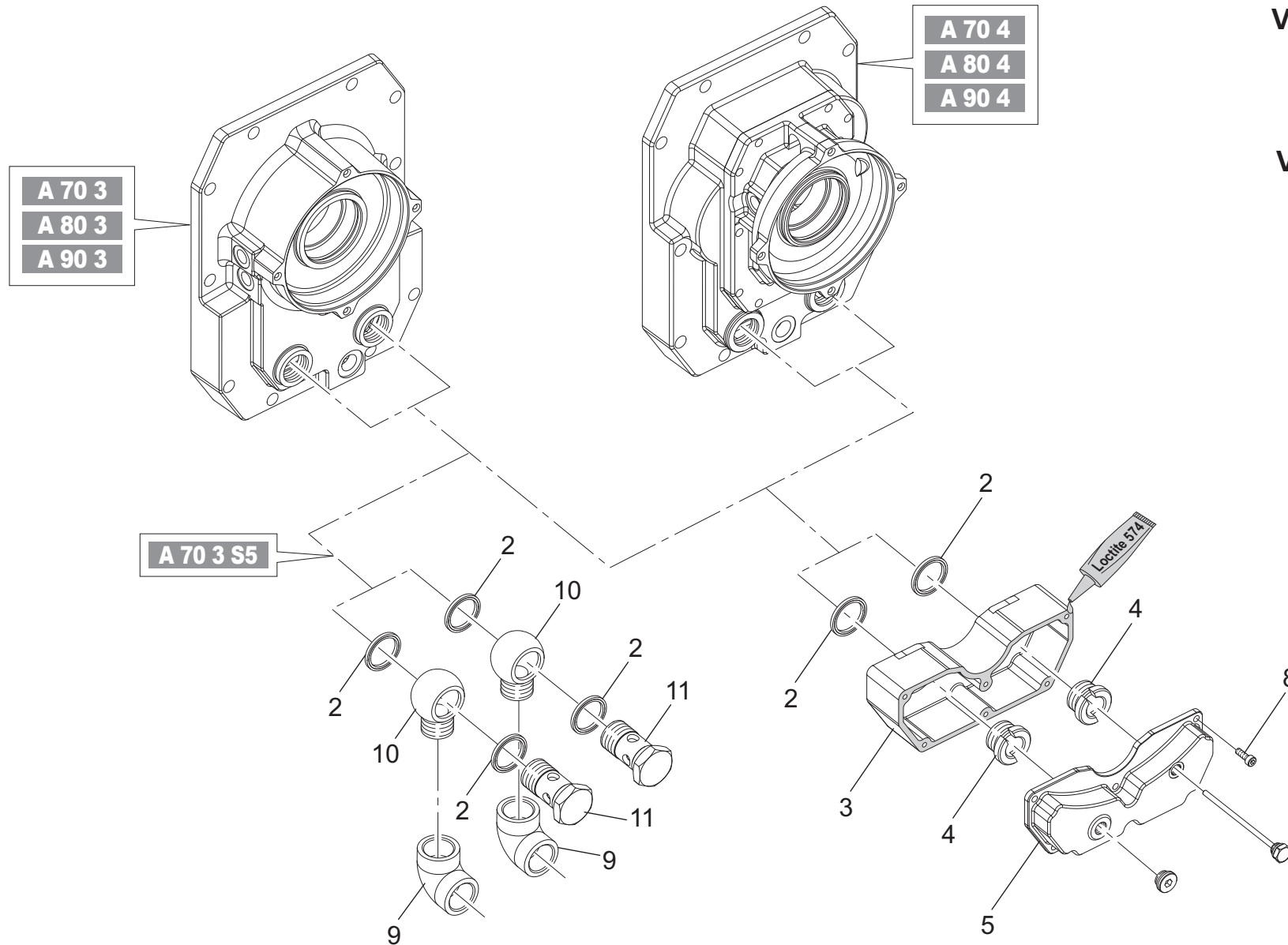


	OR 5006			
	A 20 2 A 41 3	A 30 2 - A 35 2 - A 41 2 A 50 4 - A 55 4 A 60 4 - A 70 4 - A 80 4	A 50 2/3 - A 55 2/3 A 60 2/3 A 90 4	A 70 3 A 80 3 A 90 3
S2	4137	4137	4137	
S3	4137	4137	4137	4137
S4		149	149	149
S5			149	149

Pos.	Descrizione	Description	Benennung	Description	Descripción
1	Coperchio	Cover	Deckel	Couvercle	Tapa
3	Boccola	Bushing	Buchse	Douille	Casquillo
151	Pignone	Pinion gear	Ritzel	Pignon	Piñon

	 5001									 5005						
	A 05	A 10 A 20 3 - A 30 3 A 35 3	A 20 2 A 41 3	A 30 2 A 50 4 - A 55 4 A 60 4	A 35 2 - A 41 2 A 50 2/3 - A 70 4 A 80 4 - A 90 4	A 55 2 A 60 2/3	A 55 3	A 70 3	A 80 3 A 90 3	A 05	A 10 - A 20 A 30 3 A 35 3 - A 41 3	A 30 2 A 50 4 - A 55 4 A 60 4	A 35 2 - A 41 2 A 50 2/3 - A 70 4 A 80 4 - A 90 4	A 55 2 A 60 2/3 A 70 3	A 55 3	A 80 3 A 90 3
S05	20x35x7 L 25x35x7 L	20x35x7 L 25x35x7 L	20x35x7 L 25x35x7 L							20x35x4	20x35x4					
S1	20x35x7 L 25x35x7 L	20x35x7 L 25x35x7 L	20x35x7 L 25x35x7 L	20x35x7 L 25x35x7 L	20x35x7 L 25x35x7 L		20x35x7 L 25x35x7 L			20x35x4	20x35x4	20x35x4	20x35x4		20x35x4	
S2	35x47x7 L	35x55x8 L	35x55x8 L 42x55x8 L 45x55x6 L	35x55x8 L 42x55x8 L 45x55x6 L	35x55x8 L 42x55x8 L 45x55x6 L	35x55x8 L 42x55x8 L 45x55x6 L	35x55x8 L 42x55x8 L 45x55x6 L	35x55x8 L 42x55x8 L			35x52x4.5	35x52x4.5	35x52x4.5	35x52x4.5	35x52x4.5	
S3		35x62x7 L 48x62x8 L	35x62x7 L 48x62x8 L	35x62x7 L 48x62x8 L	35x62x7 L 48x62x8 L	35x62x7 L 48x62x8 L	35x62x7 L 48x62x8 L	35x62x7 L	35x62x7 L		35x52x4.5	35x52x4.5	35x52x4.5	35x52x4.5	35x52x4.5	35x52x4.5
S4					45x85x10 L 65x85x10 L	45x85x10 L 65x85x10 L	45x85x10 L 65x85x10 L	45x85x10 L 65x85x10 L	45x85x10 L 65x85x10 L				45x62x4.5	45x62x4.5	45x62x4.5	45x62x4.5
S5						45x85x10 L 65x85x10 L	45x85x10 L 65x85x10 L	45x85x10 L 65x85x10 L	45x85x10 L 65x85x10 L					45x62x4.5	45x62x4.5	45x62x4.5



	 5002															 5010		
	A 05	A 10 A 20 3	A 20 2	A 30 2 A 50 4 - A 55 4 - A 60 4	A 30 3 A 35 3	A 35 2 A 41 2	A 41 3	A 50 2/3	A 55 2 A 60 2/3	A 55 3	A 70 3	A 70 4 A 80 4	A 80 3	A 90 3	A 90 4	A 70 3	A 80 3	A 90 3
S05	M5x18	M6x22	M6x20		M6x22		M6x20											
S1	M5x18	M6x22	M6x18 M6x22	M8x25	M6x20 M6x22	M8x25	M6x16 M6x20	M10x30		M10x30		M8x20 M8x25			M10x25 M10x30			
S2	M5x18	M6x22	M6x22	M8x25	M6x20 M6x22	M8x25	M6x20	M10x30	M10x30	M10x30	M12x35	M8x20 M8x25			M10x25 M10x30	M12x65		
S3		M6x22	M6x22	M8x25	M6x20 M6x22	M8x25	M6x20	M10x30	M10x30	M10x30	M12x35	M8x20 M8x25	M12x35	M16x50	M10x25 M10x30	M12x65	M12x65	M16x80
S4						M8x25		M10x30	M10x30	M10x30	M12x35	M8x20 M8x25	M12x35	M16x50	M10x25 M10x30	M12x65	M12x65	M16x80
S5								M10x30	M10x30	M12x35			M12x35	M16x50		M12x65	M12x65	M16x80



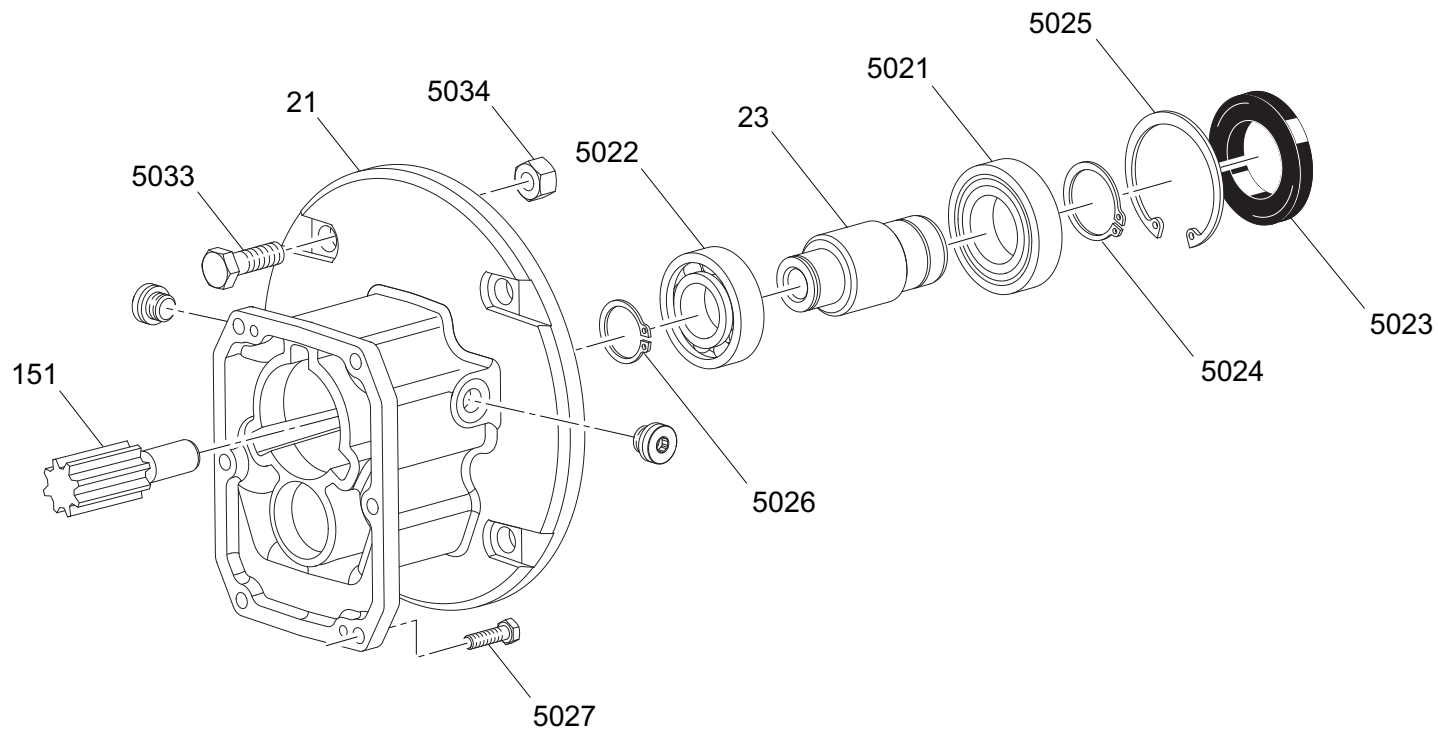
Vaso di espansione
 Expansion tank
 Ölüberlaufgefäß
 Vase d'expansion
 Vaso de expansión

Utilizzare LOCTITE 574 o similare in quanto a proprietà e campo di utilizzo / Use LOCTITE 574 or similar in terms of characteristics and applications / LOCTITE 574 oder in punkto Eigenschaften und Anwendungsbereich gleichwertige Mittel benutzen / Utiliser LOCTITE 574 ou un produit équivalent en ce qui concerne les propriétés et la plage d'utilisation / Utilice LOCTITE 574 o similar en cuanto a propiedades y ámbito de utilización







Pos.	Descrizione	Description	Benennung	Description	Descripción
3	Vaso espansione	Expansion tank	Olüberlaufgefaß	Vase d'expansion	Vaso de expansión
4	Vite forata	Bored screw	Lochschraube	Vis percée	Tornillo perforado
5	Coperchio	Cover	Deckel	Couvercle	Tapa
9	Raccordo	Elbow pipe	Anschluss	Raccord	Racor
10	Anello orientabile	Rotating ring	Ausrichtbarer Ring	Bague orientable	Anillo orientable
11	Vite forata	Bored screw	Lochschraube	Vis percée	Tornillo perforado

	 2						 8					
	A 70 3	A 70 4	A 80 3	A 80 4	A 90 3	A 90 4	A 70 3	A 70 4	A 80 3	A 80 4	A 90 3	A 90 4
S2	USIT 33.9	USIT 33.9		USIT 33.9		USIT 33.9	M6x18	M6x18		M6x18		M8x20
S3	USIT 33.9	USIT 33.9	USIT 33.9	USIT 33.9	USIT 33.9	USIT 33.9	M6x18	M6x18	M6x18	M6x18	M8x20	M8x20
S4	USIT 33.9	USIT 33.9	USIT 33.9	USIT 33.9	USIT 33.9	USIT 33.9	M6x18	M6x18	M6x18	M6x18	M8x20	M8x20
S5	USIT 33.9		USIT 33.9		USIT 33.9		M6x18		M6x18		M8x20	

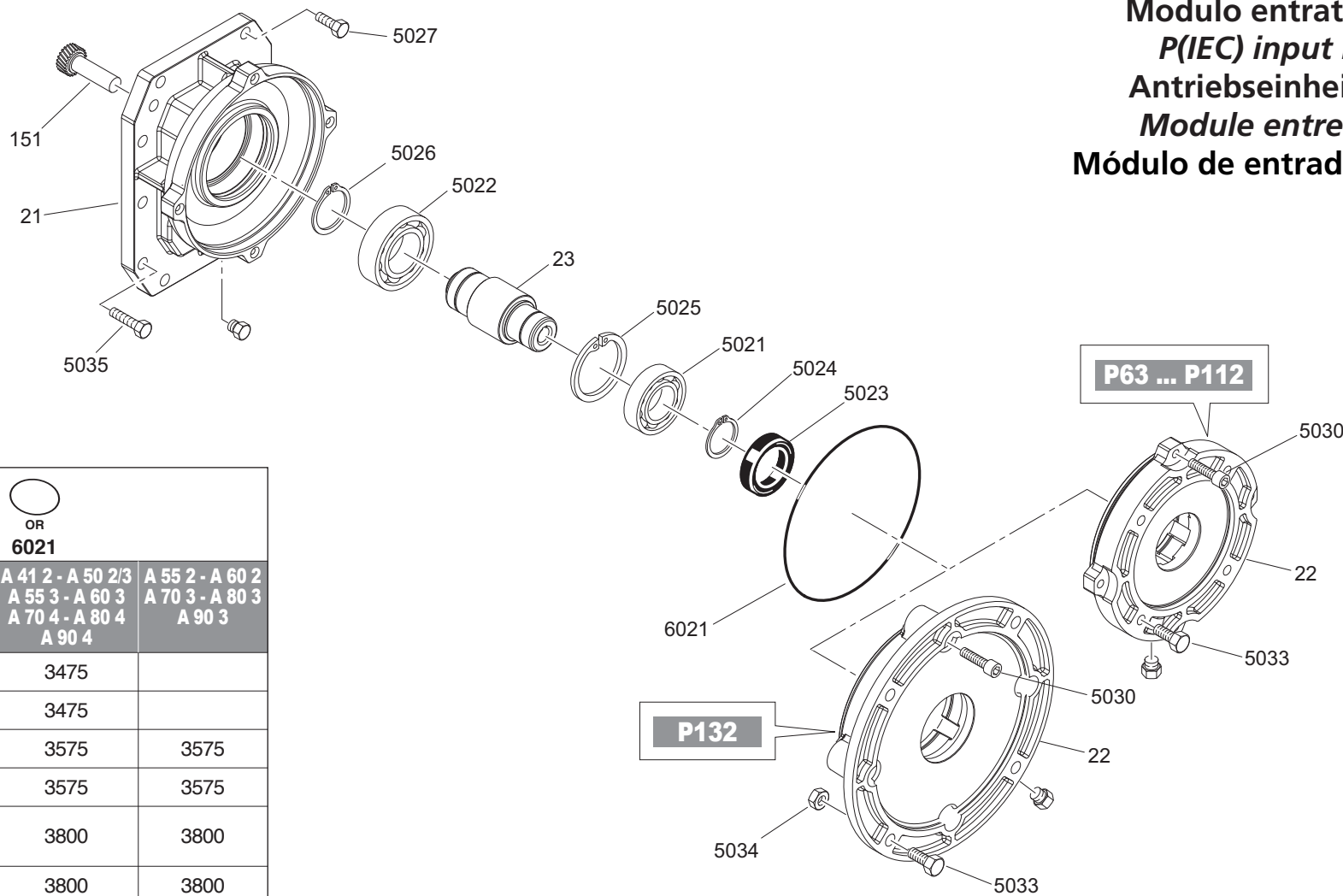
Modulo entrata P(IEC)
P(IEC) input module
Antriebseinheit P(IEC)
Module entree P(IEC)
Módulo de entrada P(IEC)




Pos.	Descrizione	Description	Benennung	Description	Descripción
21	Coperchio	Cover	Deckel	Couvercle	Tapa
23	Albero veloce	Input shaft	Antriebswelle	Arbre rapide	Eje de entrada
151	Pignone	Pinion gear	Ritzel	Pignon	Piñon




	 5023	 5021	5022	 5024	5026	 5025	 5027	5033	 5034
P63	25x47x7 L	6005-2RS	6004	25	20	47	M5x18	M8x25	M8
P71	25x47x7 L	6005-2RS	6004	25	20	47	M5x18	M8x25	M8
P80	30x55x7 L	6006-2RS	6004	30	20	55	M5x18	M10x30	M10





Modulo entrata P(IEC)
P(IEC) input module
Antriebseinheit P(IEC)
Module entree P(IEC)
Módulo de entrada P(IEC)



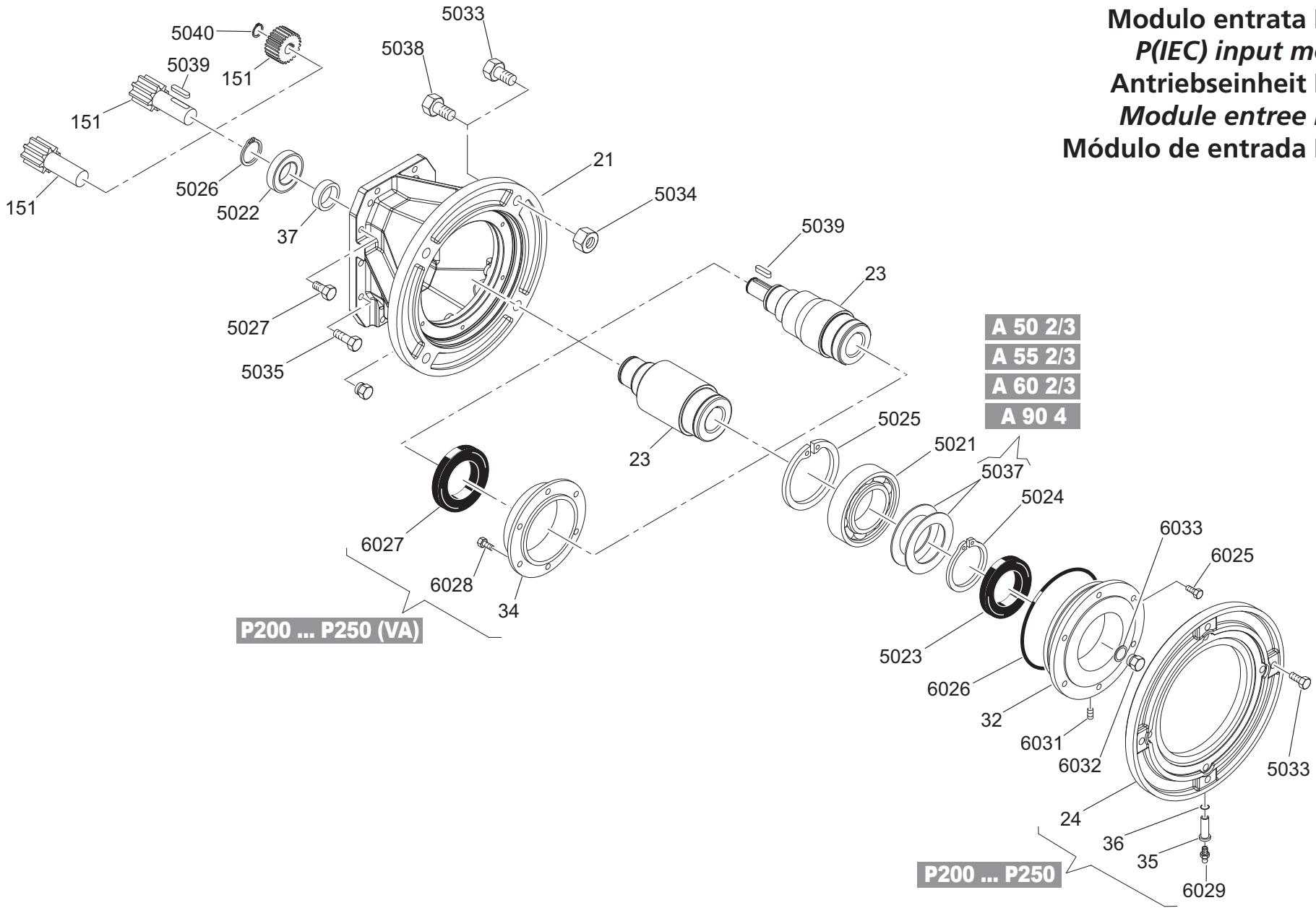
	 OR 6021			
	A 10 ... A 30 A 35 3 - A 41 3 A 50 4 - A 55 4 A 60 4	A 35 2	A 41 2 - A 50 2/3 A 55 3 - A 60 3 A 70 4 - A 80 4 A 90 4	A 55 2 - A 60 2 A 70 3 - A 80 3 A 90 3
P63	3475	3475	3475	
P71	3475	3475	3475	
P80	3575	3575	3575	3575
P90	3575	3575	3575	3575
P100 P112	3575	3575	3800	3800
P132		3800	3800	3800

Pos.	Descrizione	Description	Benennung	Description	Descripción
21	Coperchio	Cover	Deckel	Couvercle	Tapa
22	Flangia	Flange	Flansch	Bride	Brida
23	Albero veloce	Input shaft	Antriebswelle	Arbre rapide	Eje de entrada
151	Pignone	Pinion gear	Ritzel	Pignon	Piñon
















																								
	5027												5033		5035		5030						5034	
	A 05	A 10 A 20	A 30 2 A 50 4 A 55 4 A 60 4	A 30 3 A 35 3	A 35 2	A 41 2	A 41 3	A 50 2/3 A 55 3 A 60 3	A 55 2 A 60 2	A 70 3 A 80 3	A 70 4 A 80 4	A 90 3	A 90 4	A 05	A 10 ... A 90	A 70 3 A 80 3	A 90 3	A 10 ... A 30 A 35 3 - A 41 3 A 50 4 - A 55 4 A 60 4	A 35 2	A 41 2 - A 50 2/3 A 55 3 - A 60 3 A 70 4 - A 80 4 A 90 4	A 55 2 - A 60 2 A 70 3 - A 80 3 A 90 3	A 05	A 35 ... A 90	
P63	M5x18	M6x22	M8x25	M6x20 M6x22	M8x25	M8x25	M6x20	M10x30			M8x25		M10x25 M10x30	M8x25	M8x20			M5x20	M5x20	M5x20		M8		
P71	M5x18	M6x22	M8x25	M6x20 M6x22	M8x25	M8x25	M6x20	M10x30			M8x25		M10x25 M10x30	M8x25	M8x20			M5x20	M5x20	M5x20		M8		
P80	M5x18	M6x22	M8x25	M6x20 M6x22	M8x25	M8x25	M6x20	M10x30	M10x30	M12x35	M8x20 M8x25	M16x50	M10x25 M10x30	M10x30	M10x22	M12x65	M16x85	M6x25	M6x25	M6x25	M6x25	M10		
P90		M6x22	M8x25	M6x20 M6x22	M8x25	M8x25	M6x20	M10x30	M10x30	M12x35	M8x20 M8x25	M16x50	M10x25 M10x30		M10x22	M12x65	M16x85	M6x25	M6x25	M6x25	M6x25			
P100 P112		M6x22	M8x25	M6x20 M6x22	M8x25	M8x25	M6x20	M10x30	M10x30	M12x35	M8x20 M8x25	M16x50	M10x25 M10x30		M12x30	M12x65	M16x85	M6x30	M6x30	M8x25	M8x25			
P132				M6x20 M6x22	M8x22 M8x25	M8x25		M10x30	M10x30	M12x35	M8x20 M8x25	M16x50	M10x25 M10x30		M12x50	M12x65	M16x85		M8x25	M8x25	M8x25		M12	



																				
	5023		5021			5022							5024		5026				5025	
	A 05	A 10 ... A 90	A 05	A 10 ... A 90	A 05	A 10 ... A 30 A 35 3 A 50 4 - A 55 4 A 60 4	A 35 2	A 41 2 - A 50 2/3 A 55 3 - A 60 3 A 70 4 - A 80 4 A 90 4	A 41 3	A 55 2 A 60 2	A 70 3 A 80 3 A 90 3	A 05	A 10 ... A 90	A 05	A 10 ... A 35 A 41 3 A 50 4 - A 55 4 A 60 4	A 41 2 - A 50 2/3 A 55 2/3 - A 60 2/3 A 70 .. A 90	A 05	A 10 ... A 90		
P63	25x47x7 L	25x42x7 L	6005-2RS	6005-2RS	6004	6006	6006	6006				25	25	20	30	30	47	47		
P71	25x47x7 L	25x42x7 L	6005-2RS	6005-2RS	6004	6006	6006	6006				25	25	20	30	30	47	47		
P80	30x55x7 L	40x62x7 L	6006-2RS	6008-2RS	6004	6007 6007 ETN9	6007 6007 ETN9	6007 6007 ETN9	6007 6007 2Z	6007 6007 ETN9	6007 6007 ETN9	30	40	20	35	35	55	68		
P90		40x62x7 L		6008-2RS		6007 6007 ETN9	6007 6007 ETN9	6007 6007 ETN9	6007 6007 2Z	6007 6007 ETN9	6007 6007 ETN9		40		35	35		68		
P100 P112		45x72x8 L		6009-2RS		6007 ETN9	6007 ETN9	6209	6007 6007 2Z	6209	6209		45		35	45		75		
P132		55x80x8 L		6012-2RS				6209		6209	NJ209E		60		45	45		95		

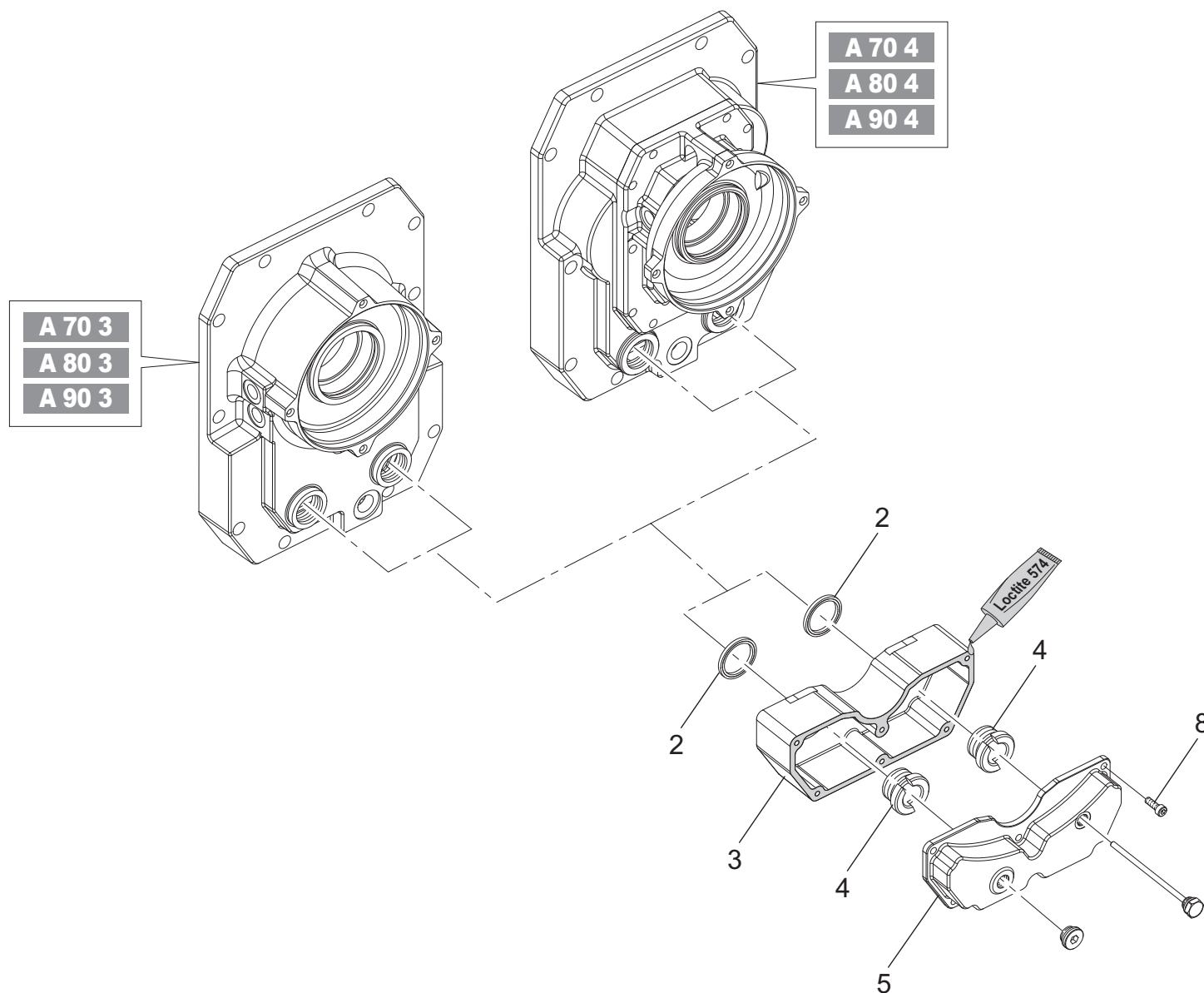
**Modulo entrata P(IEC)
P(IEC) input module
 Antriebseinheit P(IEC)
Module entree P(IEC)
 Módulo de entrada P(IEC)**



Pos.	Descrizione	Description	Benennung	Description	Descripción
21	Coperchio	Cover	Deckel	Couvercle	Tapa
23	Albero veloce	Input shaft	Antriebswelle	Arbre rapide	Eje de entrada
24	Controflangia	Adapter motor flange	Gegenflansch	Contre-bride	Contrabrida
32	Cappello per cuscinetto	Bearing holder	Deckel	Capuchon	Sombbrero para rodamiento
34	Boccola per anello di tenuta	Oilseal bushing	Dichtringbuchse	Bague pour joint d'étanchéité	Casquillo para anillo de estanqueidad
35	Prolunga per ingrassatore	Grease nipple extension	Verlängerung für Schmiervorrichtung	Rallonge de système de graissage	Prolongador para inyector de engrase
36	Guarnizione in rame	Copper gasket	Kupferdichtung	Joint en cuivre	Junta de cobre
37	Distanziale	Spacer ring	Distanzring	Entretoise	Distanciador
151	Pignone	Pinion gear	Ritzel	Pignon	Piñon

																
	5021	5022	5039	5024	5026	5040	5025	5037	5034	6029	6031	6032	6033	5023	6027	
							A 50 2/3 A 55 2/3 A 60 2/3 - A 90 4		A 80 3 A 90 3		A 80 3 A 90 3	A 80 3 A 90 3	A 80 3 A 90 3	A 50 A 60	A 70 ... A 90	A 70 ... A 90
P160	6016 6016 2RS 6216 6216 2RS	NUP210 6210 NUP310 6310	8x7x45 A	80	50	30	125 140	80x100x2 P	M16						80x110x10 L	80x110x10 L
P180	6016 6016 2RS 6216 6216 2RS	NUP210 NUP310 6310 6212	8x7x45 A 14x9x57 C	80	50 60	30 48	125 140	80x100x2 P	M16						80x110x10 L	80x110x10 L
P200 ... P250	6216 6216 2RS 3216	6310 NUP310 6212 NUP2212	8x7x45 A 14x9x57 C	80	50 60	30 48	140			M6	M10x14	M42x2	42x50x1.5		80x110x10 L	90x120x12 L



														
	5027				5033			5035	5038	6025		6028	6026	
	A 50	A 60	A 70 - A 80	A 90	A 50 - A 60	A 70 ... A 90	A 70 ... A 90	A 70 ... A 90	A 50 - A 60	A 70 ... A 90	A 80 - A 90	A 50 - A 60	A 70 ... A 90	
P160	M10x30 M10x35 M10x45	M10x35	M12x40	M16x50	M16x60	M16x60	M12x65		M8x25	M8x25		3725	3725	
P180	M10x30 M10x35 M10x45	M10x35	M12x40	M16x50	M16x60	M16x60	M12x65		M8x25	M8x25		3725	3725	
P200 ... P250			M12x40	M16x50		M16x35	M12x65	M16x40		M8x25	M6x16		3725	



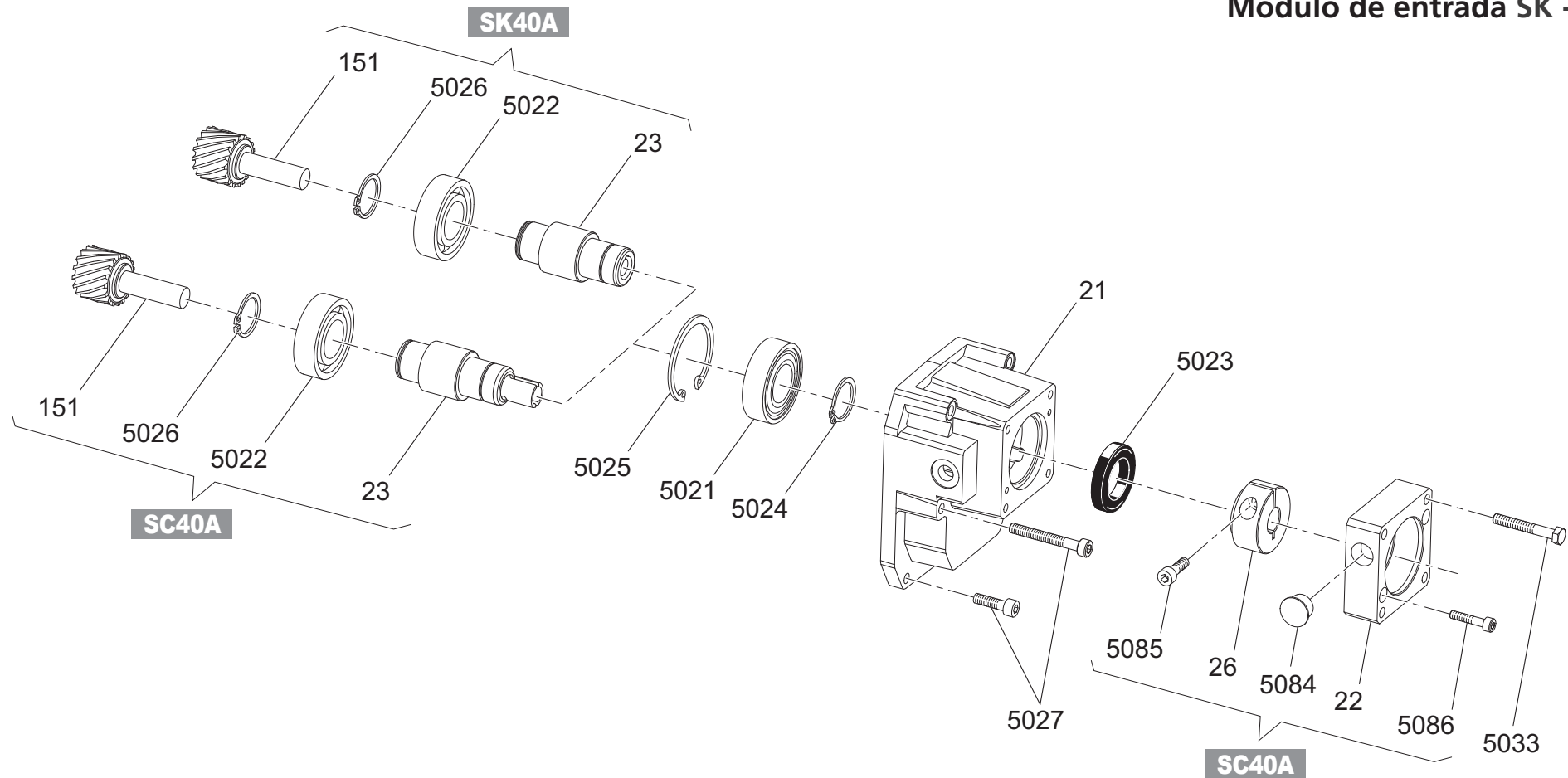
Vaso di espansione
 Expansion tank
 Ölüberlaufgefäß
 Vase d'expansion
 Vaso de expansión

Utilizzare LOCTITE 574 o similare in quanto a proprietà e campo di utilizzo / Use LOCTITE 574 or similar in terms of characteristics and applications / LOCTITE 574 oder in punkto Eigenschaften und Anwendungsbereich gleichwertige Mittel benutzen / Utiliser LOCTITE 574 ou un produit équivalent en ce qui concerne les propriétés et la plage d'utilisation / Utilice LOCTITE 574 o similar en cuanto a propiedades y ámbito de utilización








Pos.	Descrizione	Description	Benennung	Description	Descripción
3	Vaso espansione	Expansion tank	Olüberlaufgefaß	Vase d'expansion	Vaso de expansión
4	Vite forata	Bored screw	Lochschraube	Vis percée	Tornillo perforado
5	Coperchio	Cover	Deckel	Couvercle	Tapa

	 2						 8					
	A 70 3	A 70 4	A 80 3	A 80 4	A 90 3	A 90 4	A 70 3	A 70 4	A 80 3	A 80 4	A 90 3	A 90 4
P63 P71		USIT 33.9		USIT 33.9		USIT 33.9		M6x18		M6x18		M8x20
P80 P90	USIT 33.9	USIT 33.9	USIT 33.9	USIT 33.9	USIT 33.9	USIT 33.9	M6x18	M6x18	M6x18	M6x18	M8x20	M8x20
P100 P112	USIT 33.9	USIT 33.9	USIT 33.9	USIT 33.9	USIT 33.9	USIT 33.9	M6x18	M6x18	M6x18	M6x18	M8x20	M8x20
P132	USIT 33.9	USIT 33.9	USIT 33.9	USIT 33.9	USIT 33.9	USIT 33.9	M6x18	M6x18	M6x18	M6x18	M8x20	M8x20

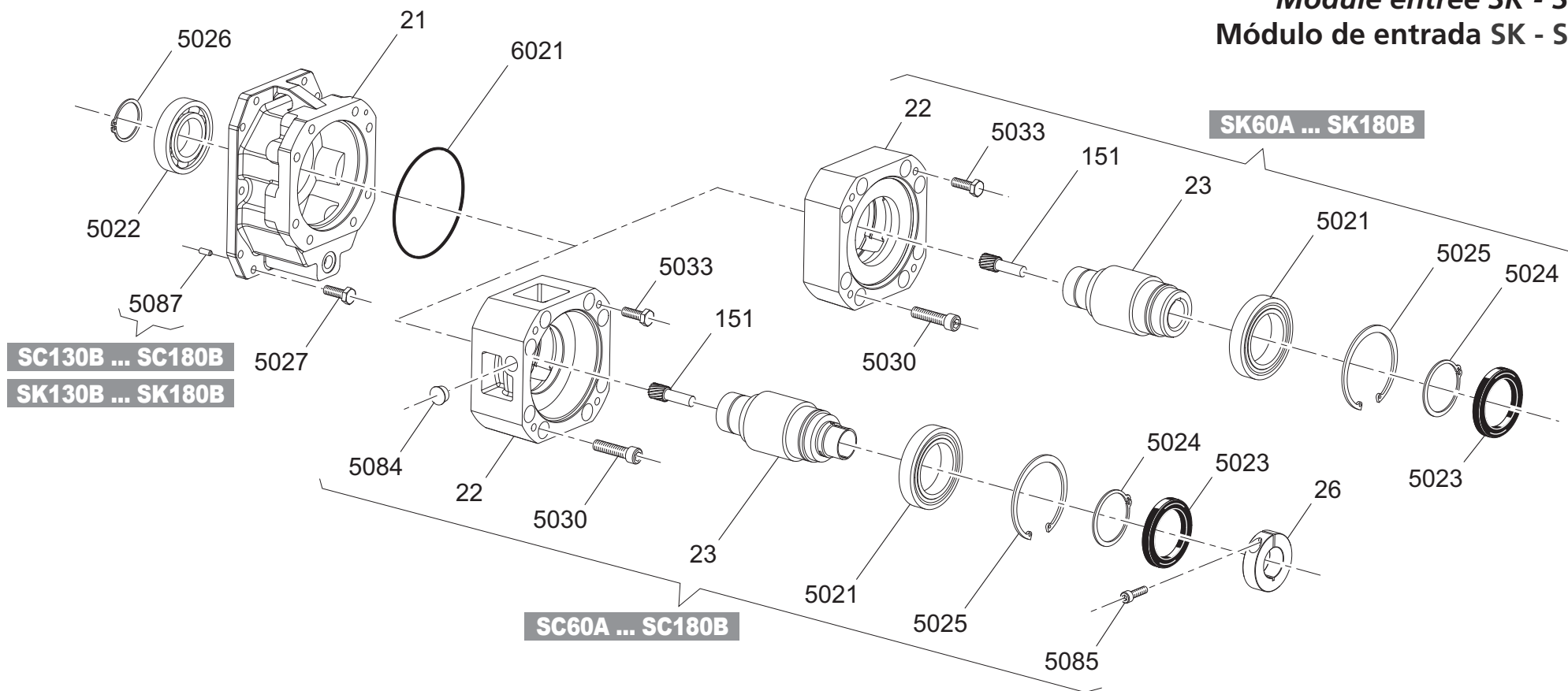
Modulo entrata SK - SC
 SK - SC input module
 Antriebseinheit SK - SC
 Module entree SK - SC
 Módulo de entrada SK - SC



Pos.	Descrizione	Description	Benennung	Description	Descripción
21	Coperchio	Cover	Deckel	Couvercle	Tapa
22	Flangia motore	Motor flange	Motorflansch	Bride moteur	Brida del motor
23	Albero veloce	Input shaft	Antriebswelle	Arbre rapide	Eje de entrada
26	Morsetto	Clamp	Klemme	Bague de serrage	Borne
151	Pignone	Pinion gear	Ritzel	Pignon	Piñon

										
	5033	5027	5085	5021	5022	5024	5026	5025	5023	5084
SK40A	M5x16	M5x18 M5x40		6004-2RS	6004	20	20	42	20x35x7 L	
SC40A	M5x35	M5x18 M5x40	M5x16	6004-2RS	6004	20	20	42	20x35x7 L	MP55 13.2x17.5x8

Modulo entrata SK - SC
 SK - SC input module
 Antriebseinheit SK - SC
 Module entree SK - SC
 Módulo de entrada SK - SC
















SC130B ... SC180B
 SK130B ... SK180B


SK60A ... SK180B



SC60A ... SC180B

Pos.	Descrizione	Description	Benennung	Description	Descripción
21	Coperchio	Cover	Deckel	Couvercle	Tapa
22	Flangia motore	Motor flange	Motorflansch	Bride moteur	Brida del motor
23	Albero veloce	Input shaft	Antriebswelle	Arbre rapide	Eje de entrada
26	Morsetto	Clamp	Klemme	Bague de serrage	Borne
151	Pignone	Pinion gear	Ritzel	Pignon	Piñon

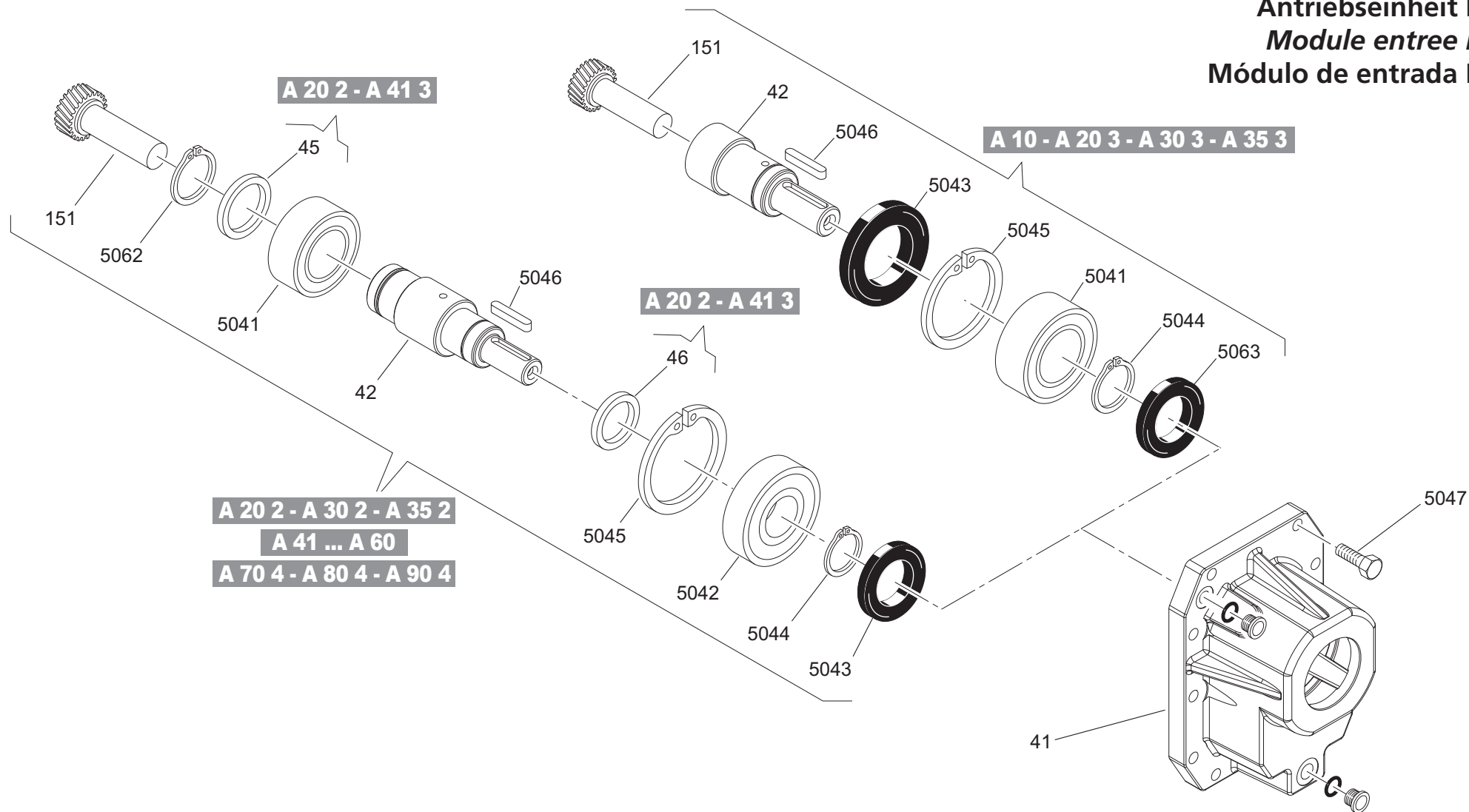
														
	5033	A 05	A 10 A 20 3	A 20 2	A 30 2 - A 35 2 A 50 4 - A 55 4	A 30 3 A 35 3	A 41 2	A 41 3	A 50 2/3 A 55 3	A 55 2	A 60 2/3	A 60 4		
SK-SC 60A	M5x16	M5x18		M6x20	M6x22	M8x25		M6x20		M6x20				
SK-SC 60B	M5x16	M5x18		M6x20	M6x22	M8x25		M6x20		M6x20				
SK-SC 80A	M6x22	M5x18		M6x20	M6x22	M8x25		M6x20		M6x20				
SK-SC 80B	M6x22								M8x25		M10x30		M8x25	
SK-SC 80C	M6x22		M6x22		M6x22	M8x25	M6x20 M6x22		M8x25	M6x20	M10x30	M10x30	M10x30	M8x25
SK-SC 95A	M8x22		M6x22		M6x22	M8x25	M6x20 M6x22		M8x25	M6x20	M10x30		M10x30	M8x25
SK-SC 95B	M8x22		M6x22		M6x22	M8x25	M6x20 M6x22		M8x25	M6x20	M10x30	M10x30	M10x30	M8x25
SK-SC 95C	M8x22		M6x22		M6x22	M8x25	M6x20 M6x22		M8x25	M6x20	M10x30	M10x30	M10x30	M8x25
SK-SC 110A	M8x22		M6x22		M6x22	M8x25	M6x20 M6x22		M8x25	M6x20	M10x30	M10x30	M10x30	M8x25
SK-SC 110B	M8x22		M6x22		M6x22	M8x25	M6x20 M6x22		M8x25	M6x20	M10x30	M10x30	M10x30	M8x25
SK-SC 130A	M10x30					M8x25			M8x25		M10x30	M10x30	M10x30	M8x25
SK-SC 130B	M10x30								M8x25		M10x30	M10x30	M10x30	
SK-SC 180A	M12x30								M8x25		M10x30	M10x30	M10x30	
SK-SC 180B	M12x30								M8x25		M10x30	M10x30	M10x30	

							OR 6021	
	5021	5022	5024	5026	5025	5023		5087
SK-SC 60A	6005-2RS	6004	25	20	47	25x47x7 L	2237	
SK-SC 60B	6005-2RS	6004	25	20	47	25x47x7 L	2237	
SK-SC 80A	6005-2RS	6004	25	20	47	25x47x7 L	2237	
SK-SC 80B	6008-2RS	6007	40	35	68	40x62x7 L	3475	
SK-SC 80C	6008-2RS	6007	40	35	68	40x62x7 L	3475	
SK-SC 95A	6008-2RS	6007	40	35	68	40x62x7 L	3475	
SK-SC 95B	6008-2RS	6007	40	35	68	40x62x7 L	3475	
SK-SC 95C	6008-2RS	6007	40	35	68	40x62x7 L	3475	
SK-SC 110A	6008-2RS	6007	40	35	68	40x62x7 L	3475	
SK-SC 110B	6008-2RS	6007	40	35	68	40x62x7 L	3475	
SK-SC 130A	6008-2RS	6007	40	35	68	40x62x7 L	3475	
SK-SC 130B	6012-2RS	6209	60	45	95	55x80x8 L	3475	ø6x16
SK-SC 180A	6012-2RS	6209	60	45	95	55x80x8 L	3475	ø6x16
SK-SC 180B	6012-2RS	6209	60	45	95	55x80x8 L	3475	ø6x16





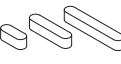





	
	5030
SK60A	M6x20
SK60B	M6x25
SK80A	M6x22
SK80B	M8x25
SK80C	M8x25
SK95A	M8x25
SK95B	M8x25
SK95C	M8x25
SK110A	M8x25
SK110B	M8x25
SK130A	M8x25
SK130B	M12x50
SK180A	M12x50
SK180B	M12x50

			
	5030	5085	5084
SC60A	M6x45	M6x25	MP55 13.2x17.5x8
SC60B	M6x45	M6x25	MP55 13.2x17.5x8
SC80A	M6x30	M6x25	MP55 13.2x17.5x8
SC80B	M8x25	M6x25	MP55 18.8x21.5x9
SC80C	M8x25	M6x25	MP55 18.8x21.5x9
SC95A	M8x25	M6x25	MP55 18.8x21.5x9
SC95B	M8x25	M6x25	MP55 18.8x21.5x9
SC95C	M8x25	M6x25	MP55 18.8x21.5x9
SC110A	M8x50	M6x25	MP55 18.8x21.5x9
SC110B	M8x50	M6x25	MP55 18.8x21.5x9
SC130A	M8x50	M6x25	MP55 18.8x21.5x9
SC130B	M12x70	M8x30	MP55 18.8x21.5x9
SC180A	M12x70	M8x30	MP55 18.8x21.5x9
SC180B	M12x70	M8x30	MP55 18.8x21.5x9

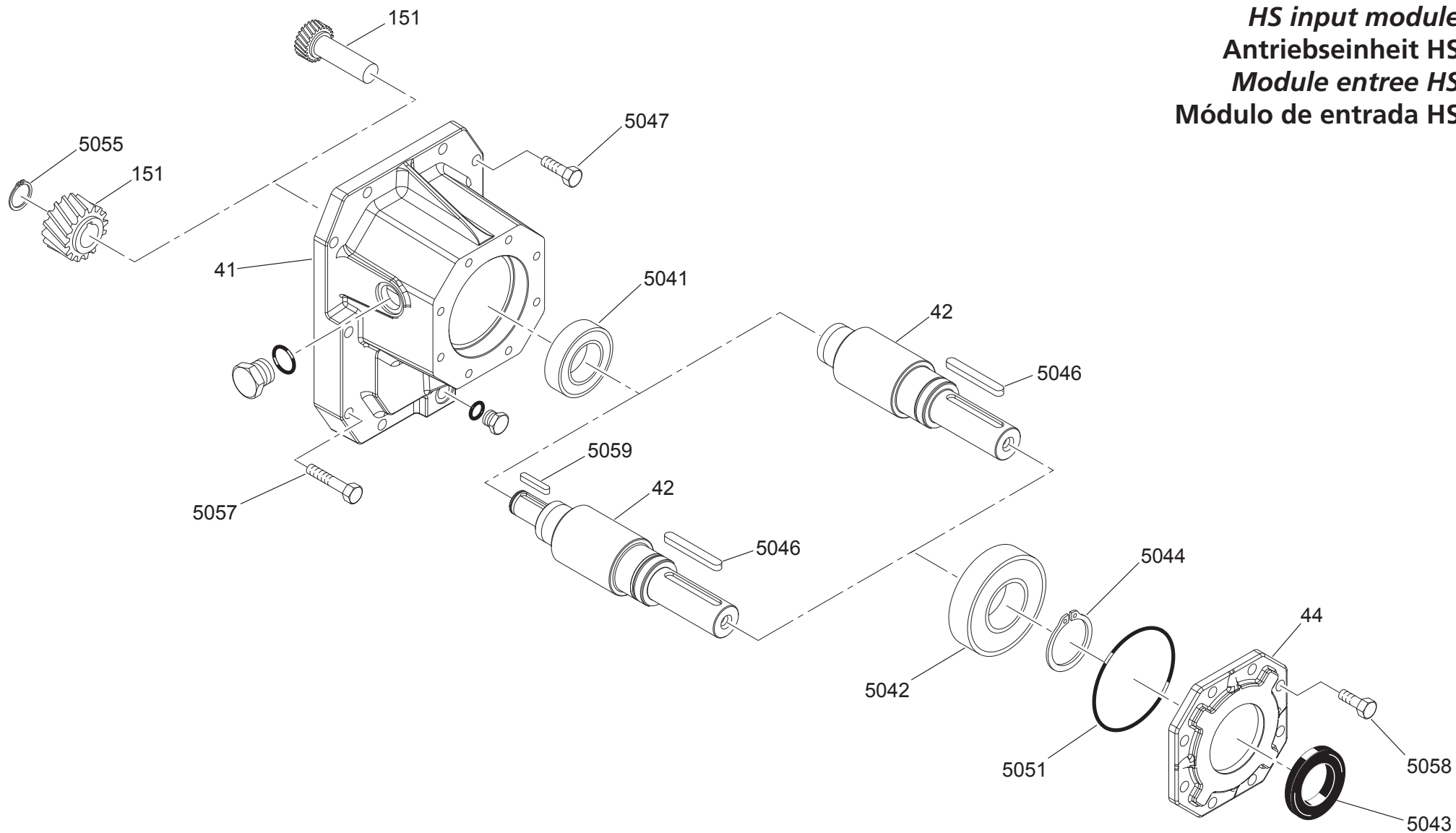
Modulo entrata HS
HS input module
Antriebseinheit HS
Module entree HS
Módulo de entrada HS





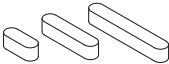
Pos.	Descrizione	Description	Benennung	Description	Descripción
41	Coperchio	Cover	Deckel	Couvercle	Tapa
42	Albero veloce	Input shaft	Antriebswelle	Arbre rapide	Eje de entrada
45	Distanziale	Spacer ring	Distanzring	Entretoise	Distanciador
46	Distanziale	Spacer ring	Distanzring	Entretoise	Distanciador
151	Pignone	Pinion gear	Ritzel	Pignon	Piñon



	 5041	 5042	 5043	 5063	 5046	 5044	 5062	 5045	  5047
A 10 A 20 3	3206-2RS		35x62x7 L	30x40x4 L	5x5x35 A	30		62	M6x22
A 20 2	6007	6206-2RS	30x52x7 DL		6x6x35 A	30	35	62	M6x22
A 30 2 A 35 2 A 55 4	6207	6306-2RS	30x52x7 DL		6x6x35 A	30	35	72	M8x30
A 30 3 A 35 3	3206-2RS		35x62x7 DL	30x40x4 L	5x5x35 A	30		62	M6x20 M6x22
A 41 2 A 60 4	6210	6308-2RS	40x62x7 DL		8x7x45 A	40	50	90	M8x30
A 41 3	6007	6206-2RS	30x52x7 DL		6x6x35 A	30	35	62	M6x20
A 50 2/3 A 55 2/3	6210	6308-2RS	40x62x7 DL		8x7x45 A	40	50	90	M10x35
A 50 4	6207	6306-2RS	30x52x7 DL		6x6x35 A	30	35	72	M8x25
A 60 2 A 60 3	6310	6309-2RS	45x72x8 DL		8x7x50 A	45	50	100	M10x35
A 70 4 A 80 4	6210	6308-2RS	40x62x7 DL		8x7x45 A	40	50	90	M8x25 M8x30
A 90 4	6210	6308-2RS	40x62x7 DL		8x7x45 A	40	50	90	M10x25 M10x35


Modulo entrata HS
HS input module
Antriebseinheit HS
Module entree HS
Módulo de entrada HS



Pos.	Descrizione	Description	Benennung	Description	Descripción
41	Coperchio	Cover	Deckel	Couvercle	Tapa
42	Albero veloce	Input shaft	Antriebswelle	Arbre rapide	Eje de entrada
44	Cappelotto per cuscinetto	Bearing holder	Deckel	Capuchon	Sombbrero para rodamiento
151	Pignone	Pinion gear	Ritzel	Pignon	Piñon

 5041			 5042		 5043		 5046		 5059		
A 70 3	A 80 3	A 90 3	A 70 3 A 80 3	A 90 3	A 70 3 A 80 3	A 90 3	A 70 3 A 80 3	A 90 3	A 70 3	A 80 3	A 90 3
NJ2210	NJ310 NJ2212	NJ2214E	6312 6312-2RS	6320 6320-2RS	60x90x8 DL	100x120x12 DL	12x8x90 A	18x11x120 A	8x7x45 A	8x7x45 A 14x9x57 C	14x9x45 A 14x9x50 A 14x9x57 C 14x9x60 A 14x9x70 A

 5044			 5055			 5047		 5057			 5058	
A 70 3 A 80 3	A 90 3	A 70 3	A 80 3	A 90 3	A 70 3 A 80 3	A 90 3	A 70 3	A 80 3	A 90 3	A 70 3 A 80 3	A 90 3	
60 → 3 ←	100 → 4 ←	30	30 48	48	M12x40	M16x50	M12x65	M12x70	M16x80	M12x30	M16x40	

 OR 5051	
A 70 3 A 80 3	A 90 3
3500	3850

R1

	Descrizione	Description	Benennung	Description	Descripción

110803

Questa pubblicazione annulla e sostituisce ogni precedente edizione o revisione. Ci riserviamo il diritto di apportare modifiche senza preavviso. E' vietata la riproduzione anche parziale senza autorizzazione.

This publication cancels and replaces any previous edition and revision. We reserve the right to implement modifications without notice. This catalogue cannot be reproduced, even partially, without prior consent.

Diese Veröffentlichung annulliert und ersetzt jeder hergehende Edition oder Revision. BONFIGLIOLI behält sich das Recht vor, Änderungen ohne vorherige Informationen durchzuführen.

Cette publication annule et remplace toutes les autres précédentes. Nous nous réservons le droit d'apporter toutes modifications à nos produits. La reproduction et la publication partielle ou totale de ce catalogue est interdite sans a autorisation.

Esta publicación anula y sustituye toda anterior edición o revisión. Nos reservamos el derecho de aportar modificaciones sin previo aviso. Se prohíbe la reproducción incluso parcial sin autorización.



Dal 1956 Bonfiglioli progetta e realizza soluzioni innovative ed affidabili per il controllo e la trasmissione di potenza nell'industria e nelle macchine operatrici semoventi e per le energie rinnovabili.

Bonfiglioli has been designing and developing innovative and reliable power transmission and control solutions for industry, mobile machinery and renewable energy applications since 1956.

Seit 1956 plant und realisiert Bonfiglioli innovative und zuverlässige Lösungen für die Leistungsüberwachung und -übertragung in industrieller Umgebung und für selbstfahrende Maschinen sowie Anlagen im Rahmen der erneuerbaren Energien.

Depuis 1956, Bonfiglioli conçoit et réalise des solutions innovantes et fiables pour le contrôle et la transmission de puissance dans l'industrie et dans les machines automotrices et pour les énergies renouvelables.

Bonfiglioli diseña y crea soluciones de control y transmisión de potencia innovadoras y fiables para la industria, las máquinas autopropulsadas y la producción de energías renovables desde 1956.

HEADQUARTERS

Bonfiglioli Riduttori S.p.A.
Via Giovanni XXIII, 7/A
40012 Lippo di Calderara di Reno
Bologna (Italy)

tel: +39 051 647 3111
fax: +39 051 647 3126
bonfiglioli@bonfiglioli.com
www.bonfiglioli.com

BR_SPR_A_STD_I-UK-DE-F-E_R00_0

