

Bonfiglioli Riduttori

C series


Lista parti di ricambio

Spare parts list

Ersatzteilliste

Liste des pieces detachees

Lista de partes de recambio







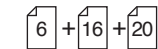

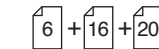




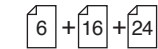

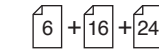











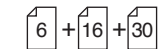

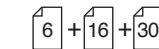




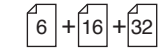

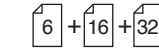
**Quadro d'unione delle tavole
parti di ricambio**




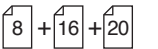


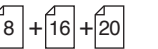


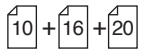



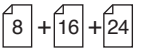


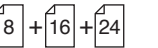


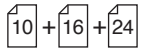













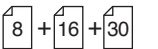


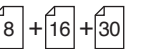


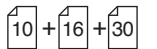



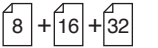


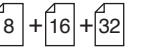


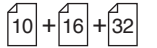
Index of spare parts tables







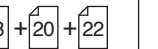


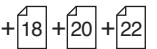






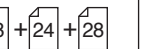


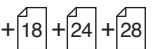





























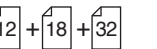
Inhaltsverzeichnis Ersatzteillisten




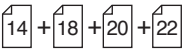


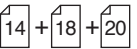


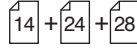
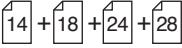


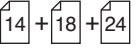


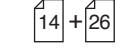
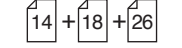


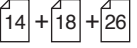









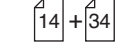
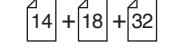


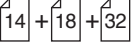
*Index des tables de pièces
de rechange*

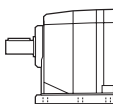












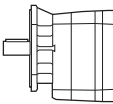












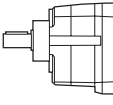












**Índice de la tabla de partes
de recambio**

INPUT	C 05	C 12	C 22 2	C 22 3	C 32 2	C 32 3
 S_						
 P63 ... P132						
 P160 ... P250						
 SK / SC						
 HS						

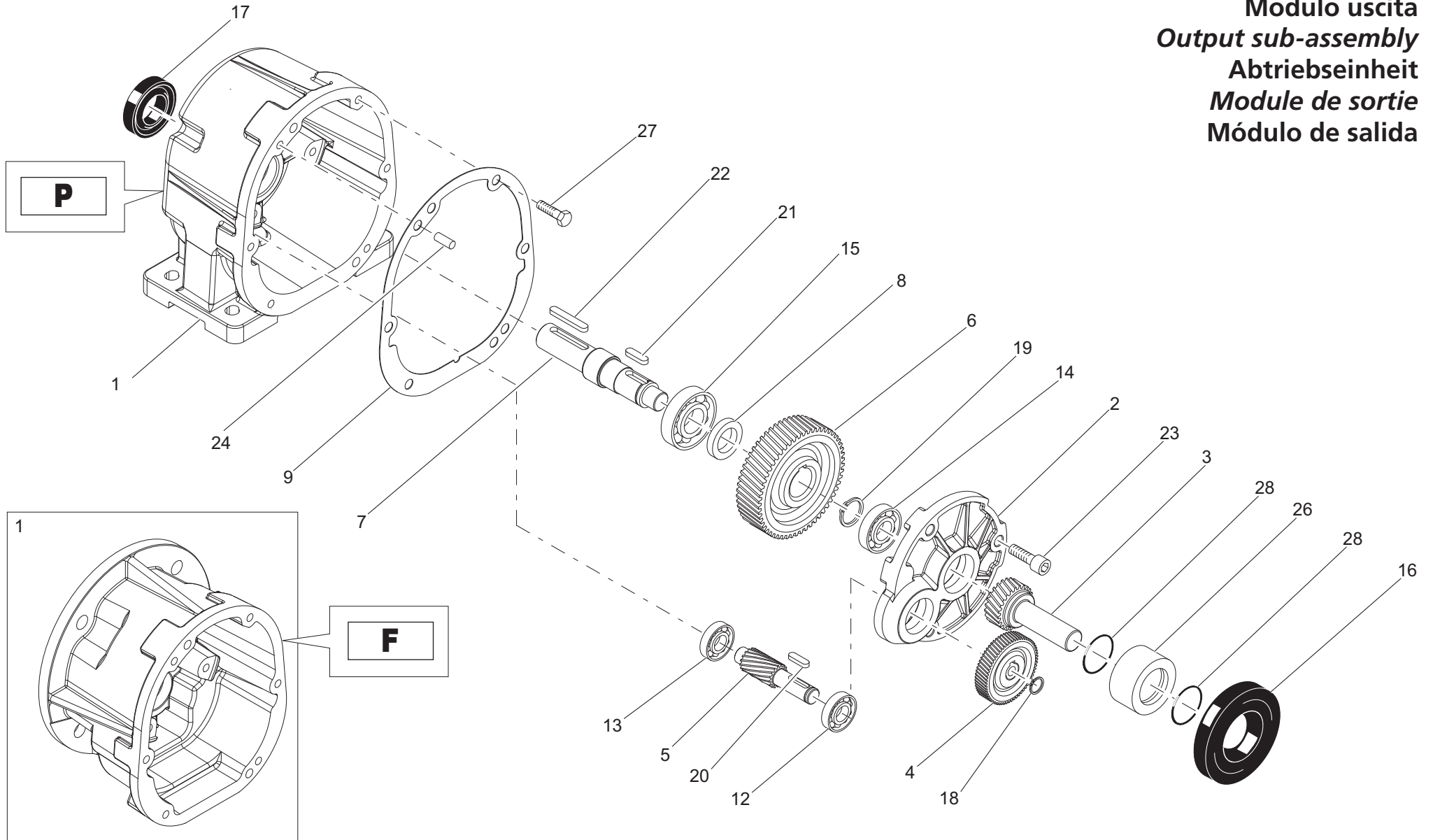
INPUT	C 36 2	C 36 3	C 36 4	C 41 2	C 41 3	C 41 4	C 51 2	C 51 3	C 51 4
 S_									
 P63 ... P132									
 P160 ... P250									
 SK / SC									
 HS									

INPUT	C 61 2	C 61 3	C 61 4	C 70 2	C 70 3	C 70 4	C 80 2	C 80 3	C 80 4
 S_									
 P63 ... P132									
 P160 ... P250									
 SK / SC									
 HS									











INPUT	C 90 2	C 90 3	C 90 4	C 100 2	C 100 3	C 100 4
 S_						
 P63 ... P132						
 P160 ... P250						
 SK / SC						
 HS						

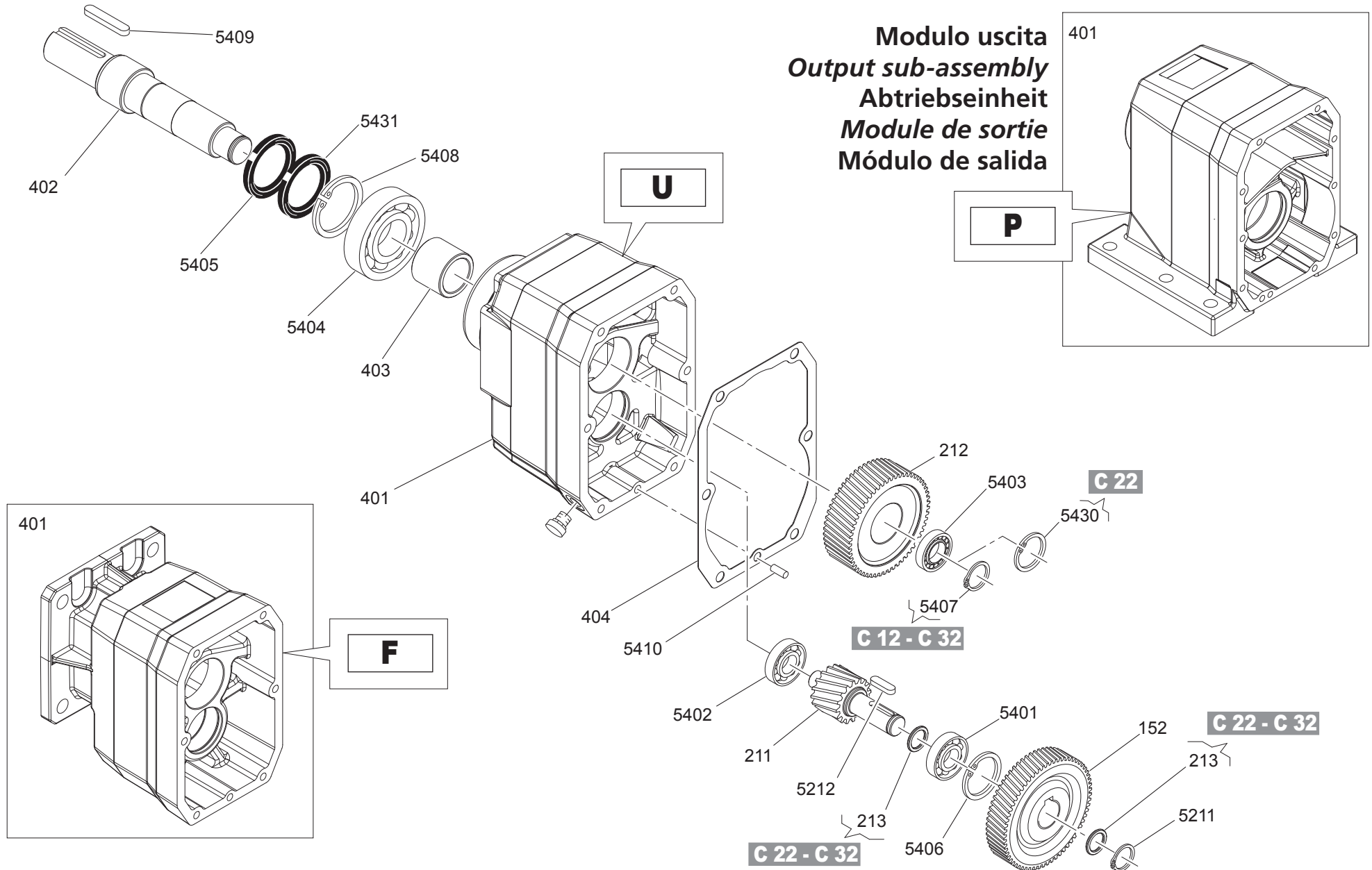
OUTPUT	C 05	C 12	C 22	C 32	C 36	C 41	C 51	C 61	C 70	C 80	C 90	C 100
 P												
 F												
 U												

Modulo uscita
Output sub-assembly
Abtriebseinheit
Module de sortie
Módulo de salida



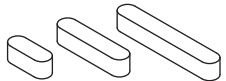





Pos.	Descrizione	Description	Benennung	Description	Descripción
1	Cassa	Housing	Gehäuse	Carter	Caja
2	Supporto interno	Connection flange	Verbindungsflansch	Couvercle de liaison	Brida de union
3	Pignone	Pinion gear	Ritzel	Pignon	Piñon
4	Corona	Gear	Zahnrad	Couronne	Corona
5	Pignone	Pinion gear	Ritzel	Pignon	Piñon
6	Corona	Gear	Zahnrad	Couronne	Corona
7	Albero lento	Output shaft	Abtriebswelle	Arbre de sortie	Eje de salida
9	Guarnizione cassa	Gasket	Dichtung	Joint plat	Junta

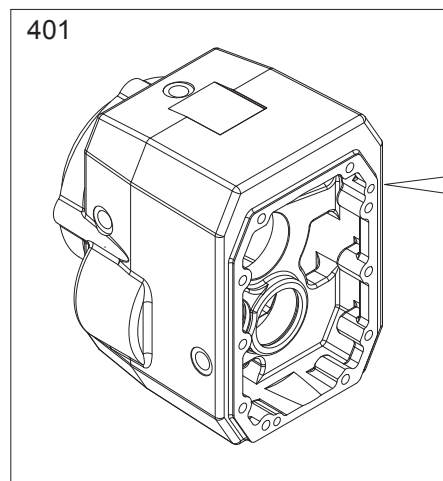
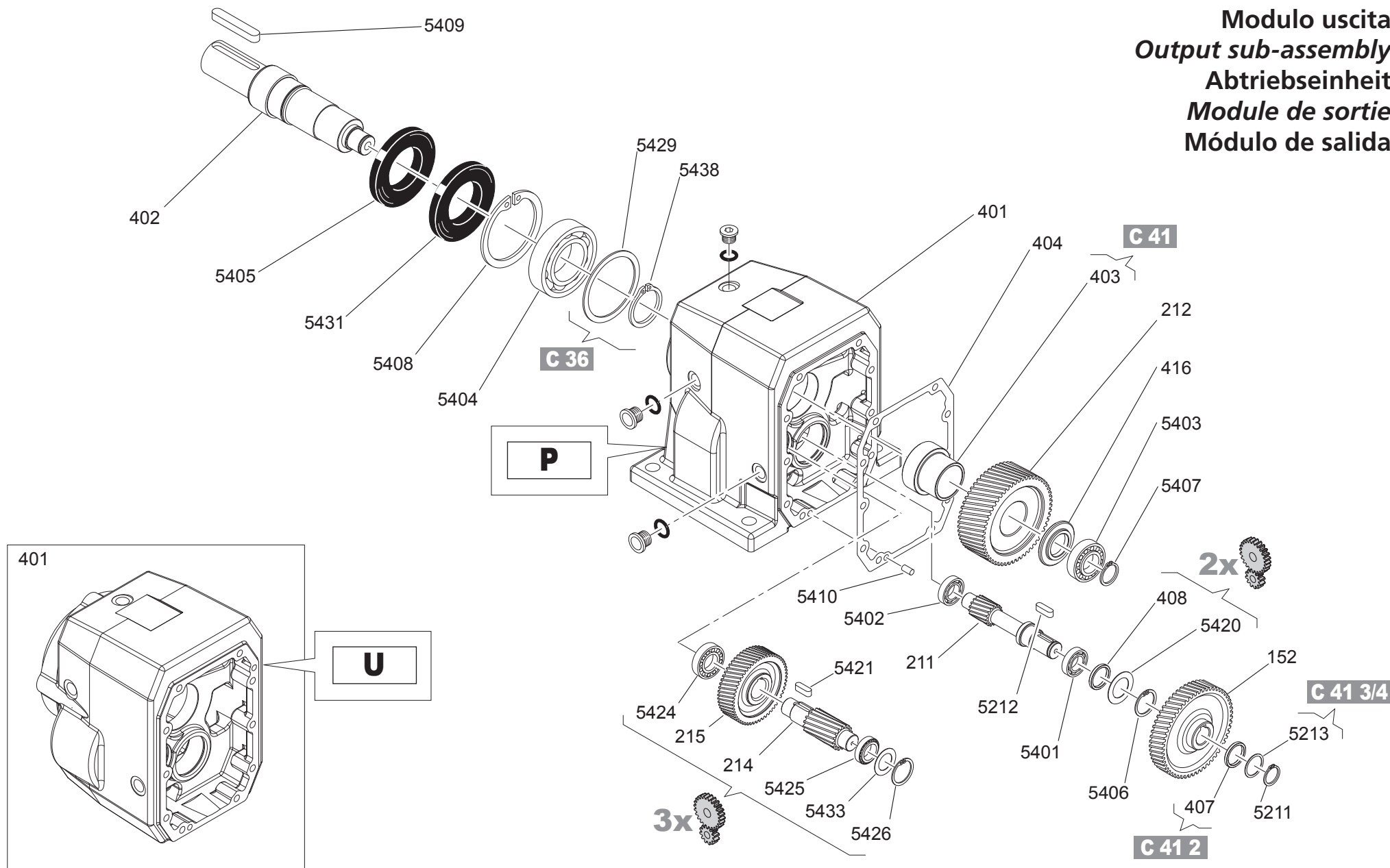
																	
	12	13	14	15	8	16	17	18	19	20	21	22	24	26	23	27	28
C 05	6200	6000	6201	6003	28x17.5x3.5	35x47x7 L i = 5.5_6.7 25x47x7 L i = 9.3_12.5 20x47x7 L i = 15.6_21.0 15x30x7 L i = 27.1_44.7	20x30x7 DL	10	16	4x4x12 B	5x5x12 B	5x5x30 A	ø6x16 B	20x35	M6x25	M6x20	2018







Pos.	Descrizione	Description	Benennung	Description	Descripción
152	Corona veloce	<i>Gear</i>	Zahnrad	<i>Couronne</i>	Corona
211	Pignone lento	<i>Pinion gear</i>	Ritzel	<i>Pignon</i>	Piñon
212	Corona lenta	<i>Gear</i>	Zahnrad	<i>Couronne</i>	Corona
213	Spessore	<i>Spacer</i>	Distanzring	<i>Entretoise</i>	Distanciador
401	Cassa	<i>Housing</i>	Gehäuse	<i>Carter</i>	Caja
402	Albero lento	<i>Output shaft</i>	Abtriebswelle	<i>Arbre de sortie</i>	Eje de salida
403	Distanziale	<i>Spacer ring</i>	Distanzring	<i>Entretoise</i>	Distanciador
404	Guarnizione	<i>Gasket</i>	Dichtung	<i>Jointplat</i>	Junta

														
	5401	5402	5403	5404	5410	5212	5409	5211	5407	5406	5408	5430	5405	5431
C 12	6201	6200	6202	6204	ø5x16	4x4x16 C	6x6x30 A	12	15	32	47		25x47x7 DL	25x47x7 L
C 22	6302	6301	NJ202E	6206	ø5x16	5x5x17 C	8x7x40 A	15		42	62		35x62x7 DL	35x65x7 L
C 32	6303	6302	NUP2203E	6207	ø6x16	5x5x19 C	8x7x50 A	17	17	47	72	35	40x72x7 DL	40x72x7 L





Modulo uscita
Output sub-assembly
Abtriebseinheit
Module de sortie
Módulo de salida



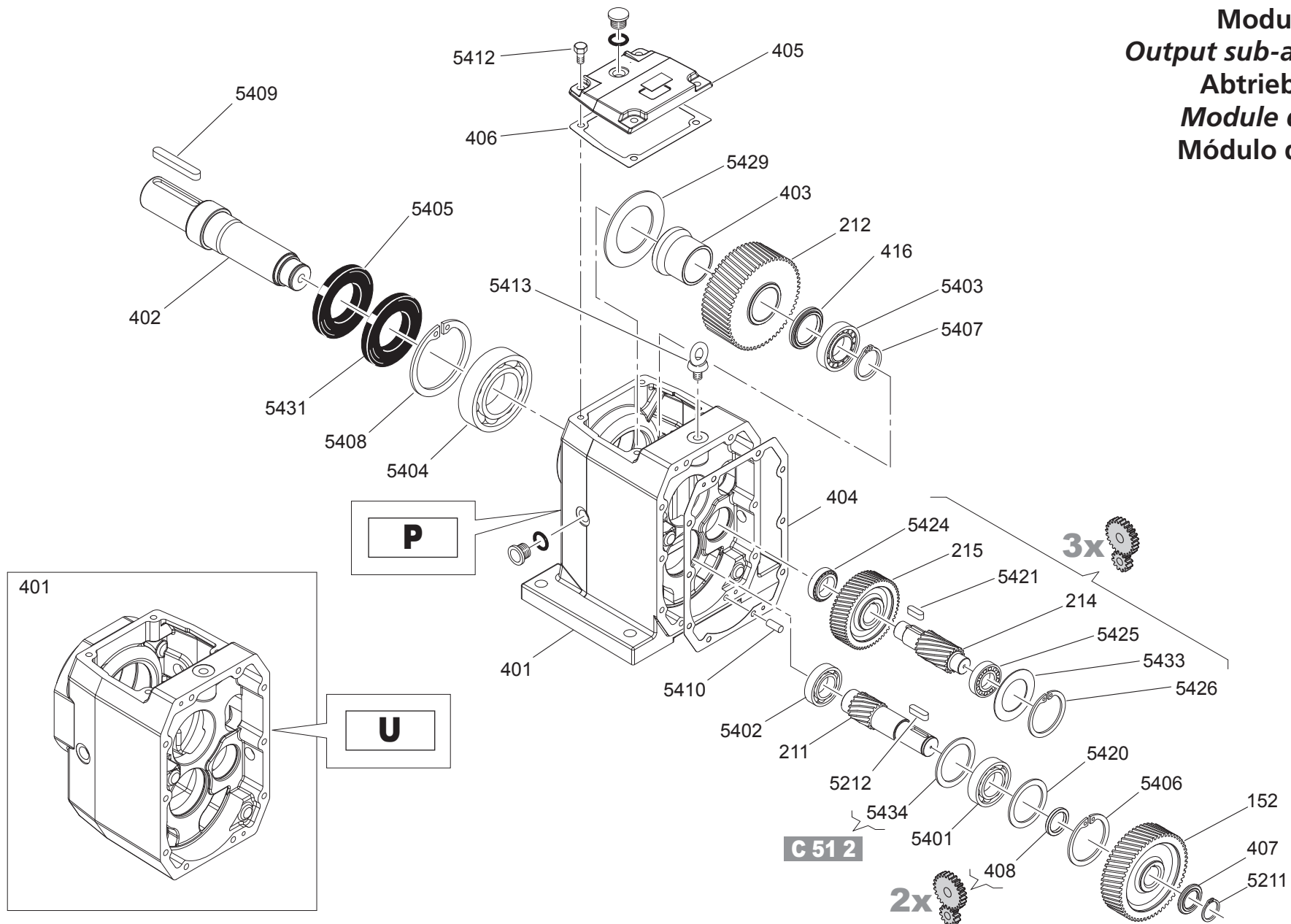
Pos.	Descrizione	Description	Benennung	Description	Descripción
152	Pignone	Pinion gear	Ritzel	Pignon	Piñon
211	Pignone	Pinion gear	Ritzel	Pignon	Piñon
212	Corona lenta	Gear	Zahnrad	Couronne	Corona
214	Pignone	Pinion gear	Ritzel	Pignon	Piñon
215	Corona	Gear	Zahnrad	Couronne	Corona
401	Cassa	Housing	Gehäuse	Carter	Caja
402	Albero lento	Output shaft	Abtriebswelle	Arbre de sortie	Eje de salida
403	Distanziale albero lento	Spacer ring	Distanzring	Entretoise	Distanciador
404	Guarnizione cassa	Gasket	Dichtung	Joint plat	Junta
407	Distanziale pignone	Spacer ring	Distanzring	Entretoise	Distanciador
408	Distanziale pignone	Spacer ring	Distanzring	Entretoise	Distanciador
416	Distanziale albero lento	Spacer ring	Distanzring	Entretoise	Distanciador

												
	5401	5402	5403	5404	5424	5425	5405	5431	5410	5212	5409	5421
C 36 2	32004	30302	NUP 204 EC	6208 6208-2RS *			45x80x10	45x80x8 L	ø6x16	6x6x19 C	10x8x60 A	
C 36 3 C 36 4	6004	6302	NUP 204 EC	6208 6208-2RS *	30203	30203	45x80x10	45x80x8 L	ø6x16	5x5x19 C	10x8x60 A	6x6x19 C
C 41 2	6204 ETN9 30204 i = 2.7_6.0	6303 30204	NUP 205 EC	6209 6209-2RS *			50x85x10	50x85x10 L	ø6x16	6x6x25 C	10x8x60 A	
C 41 3 C 41 4	6204	6303	NUP 205 EC	6209 6209-2RS *	30203	30203	50x85x10	50x85x10 L	ø6x16	6x6x25 C	10x8x60 A	8x7x19 C





* Per posizioni di montaggio V3 e V6 / For mounting positions V3 and V6 / Für die Einbaulagen V3 und V6 / Pour positions de montage V3 et V6 / Para posiciones de montaje V3 y V6

										
	5211	5407	5438	5406	5408	5426	5213	5420	5433	5429
C 36 2	20	20	40	42	80			36x42x1.5 R		LMKAS 80
C 36 3 C 36 4	17	20	40	42	80	40			34x40x1 R	LMKAS 80
C 41 2	20	25		47	85		20.2x27.8x1 R	37x47x1 P		
C 41 3 C 41 4	20	25		47	85	42	20.2x27.8x1 R		30x42x2 R	








Modulo uscita
Output sub-assembly
Abtriebseinheit
Module de sortie
Módulo de salida



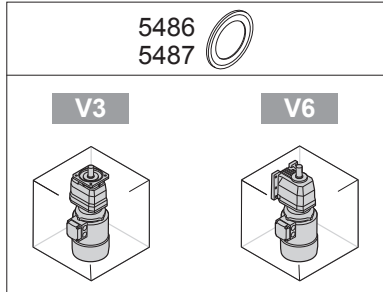
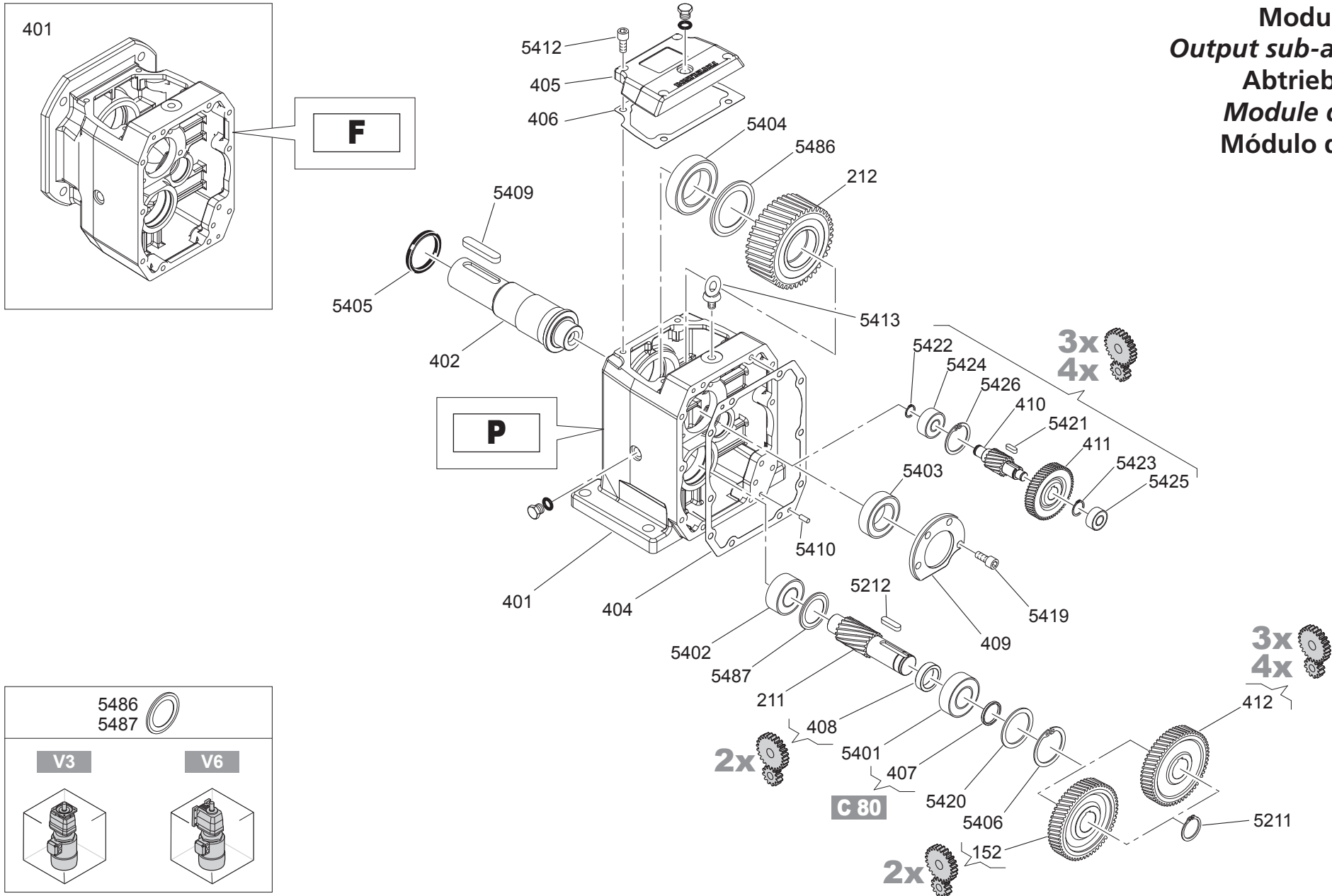
Pos.	Descrizione	Description	Benennung	Description	Descripción
152	Corona	Gear	Zahnrad	Couronne	Corona
211	Pignone	Pinion gear	Ritzel	Pignon	Piñon
212	Corona	Gear	Zahnrad	Couronne	Corona
214	Pignone	Pinion gear	Ritzel	Pignon	Piñon
215	Corona	Gear	Zahnrad	Couronne	Corona
401	Cassa	Housing	Gehäuse	Carter	Caja
402	Albero lento	Output shaft	Abtriebswelle	Arbre de sortie	Eje de salida
403	Distanziale albero lento	Spacer ring	Distanzring	Entretoise	Distanciador
404	Guarnizione cassa	Gasket	Dichtung	Jointplat	Junta
405	Coperchio di ispezione	Inspection cover	Inspektionsdeckel	Couvercle d'inspection	Tapa de inspección
406	Guarnizione coperchio	Gasket	Dichtung	Jointplat	Junta
407	Distanziale pignone	Spacer ring	Distanzring	Entretoise	Distanciador
408	Distanziale pignone	Spacer ring	Distanzring	Entretoise	Distanciador
416	Distanziale albero lento	Spacer ring	Distanzring	Entretoise	Distanciador

												
	5401	5402	5403	5404	5424	5425	5405	5431	5410	5212	5409	5421
C 51 2	6305 ETN9 30305 i = 2.6_5.6	6305 30206 i = 2.6_5.6	NUP 206	6309 6309-2RS*			55x100x10 DL	55x100x10 DL	ø6x16	8x7x25 B	12x8x70 A	
C 51 3 C 51 4	6305	6403	NUP 206	6309 6309-2RS*	30204	32303	55x100x10 DL	55x100x10 DL	ø6x16	8x7x25 B	12x8x70 A	8x7x22 A
C 61 2	30306	30207	NUP 208	6311 6311-2RS*			65x120x13 DL	65x120x10 L	ø6x16	8x7x30 B	14x9x90 A	
C 61 3 C 61 4	6306	6404	NUP 208	6311 6311-2RS*	30205	32304	65x120x13 DL	65x120x10 L	ø6x16	8x7x30 C	14x9x90 A	8x7x26 C




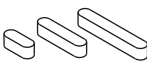
* Per posizioni di montaggio V3 e V6 / For mounting positions V3 and V6 / Für die Einbaulagen V3 und V6 / Pour positions de montage V3 et V6 / Para posiciones de montaje V3 y V6







										 		
	5211	5407	5406	5408	5426	5420	5433	5434	5429	5412		5413
C 51 2	25	30	62	100		50x62x2 R		25x35x2 R	LMKAS 100		M10x25	M12
C 51 3 C 51 4	25	30	62	100	47		37x57x1 R	25x35x2 R	LMKAS 100		M10x25	M12
C 61 2	30	40	72	120		50x72x3 R			LMKAS 120	M10x25		M14
C 61 3 C 61 4	30	40	72	120	52		42x52x1 P		LMKAS 120	M10x25		M14

Modulo uscita
Output sub-assembly
Abtriebseinheit
Module de sortie
Módulo de salida

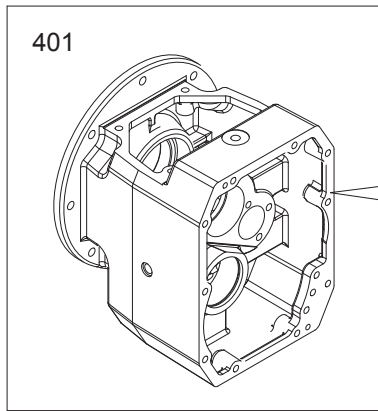


Pos.	Descrizione	Description	Benennung	Description	Descripción
152	Corona veloce	Gear	Zahnrad	Couronne	Corona
211	Pignone lento	Pinion gear	Ritzel	Pignon	Piñon
212	Corona lenta	Gear	Zahnrad	Couronne	Corona
401	Cassa	Housing	Gehäuse	Carter	Caja
402	Albero lento	Output shaft	Abtriebswelle	Arbre de sortie	Eje de salida
404	Guarnizione	Gasket	Dichtung	Jointplat	Junta
405	Coperchio d'ispezione	Inspection cover	Inspektionsdeckel	Couvercle d'inspection	Tapa de inspección
406	Guarnizione coperchio	Gasket	Dichtung	Jointplat	Junta
407	Distanziale	Spacer ring	Distanzring	Entretoise	Distanciador
408	Distanziale	Spacer ring	Distanzring	Entretoise	Distanciador
409	Anello per cuscinetto	Bearing retainer	Schlußring	Bague de fermeture	Anillo de tope para rodamiento
410	Pignone	Pinion gear	Ritzel	Pignon	Piñon
411	Corona	Gear	Zahnrad	Couronne	Corona
412	Corona	Gear	Zahnrad	Couronne	Corona

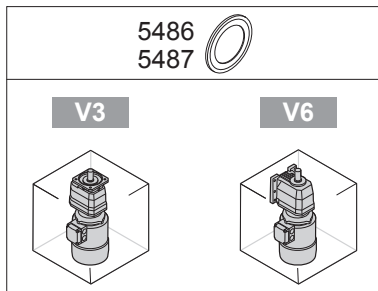
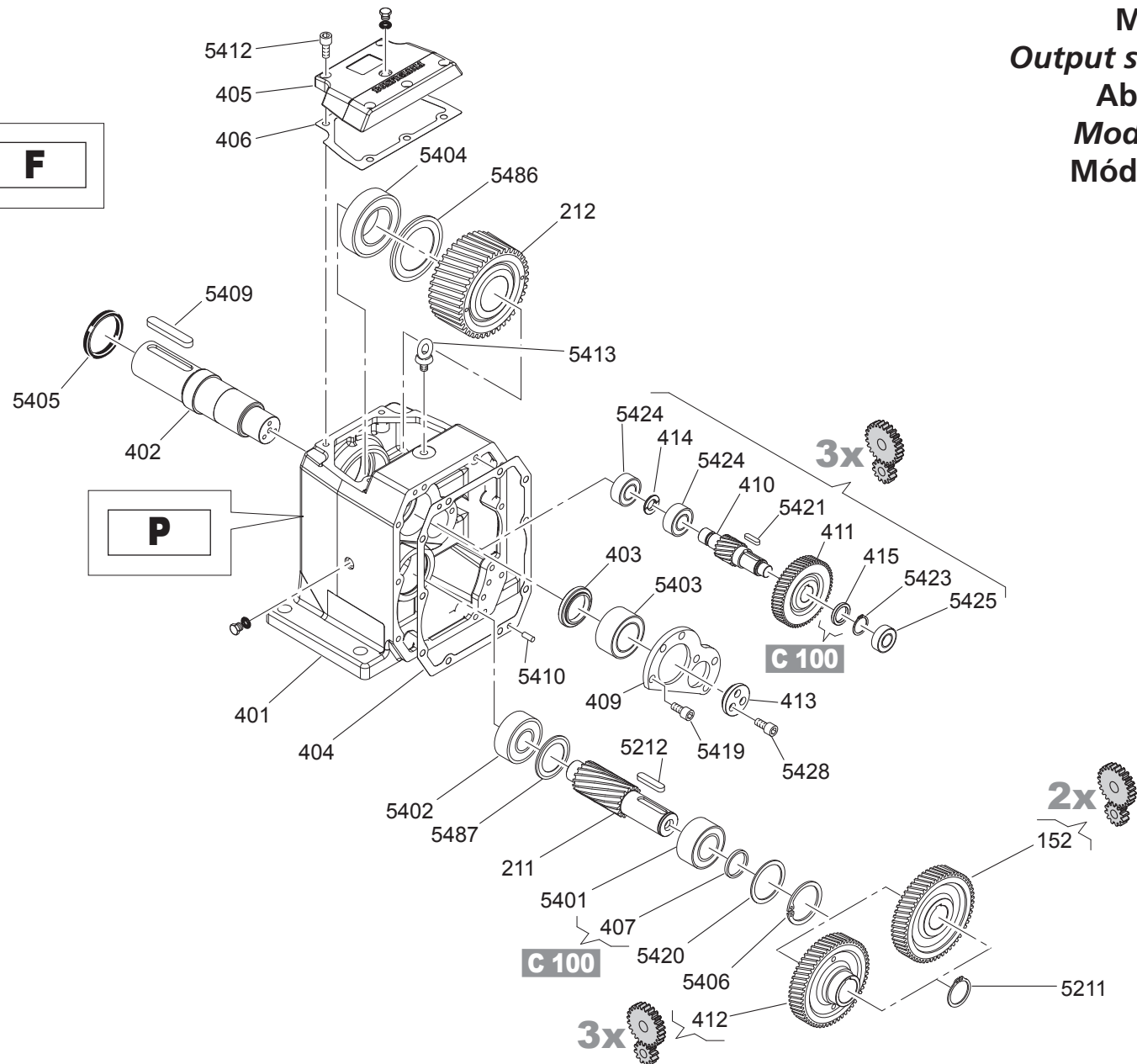
											
	5401	5402	5403	5404	5424	5425	5405	5413	5212	5409	5421
C 70 2	32208	33207	33110	33014			70x95x10 L	M16	12x8x45 B	18x11x90 A	
C 70 3 C 70 4	32208	33207	33110	33014	4304	NJ2203E	70x95x10 L	M16	12x8x45 B	18x11x90 A	8x7x25 C
C 80 2	32210	32308	33112	33017			85x110x12 L	M20	14x9x50 B	22x14x110 A	
C 80 3 C 80 4	32210	32308	33112	33017	4305	NJ2205	85x110x12 L	M20	14x9x50 B	22x14x110 A	8x7x30 C

											
	5211	5422	5423	5406	5426	5420	5412	5419	5410	5486	5487
C 70 2	40			80		68x80x3 R	M12x30 M12x40	M12x30	ø8x20	33014 AV	33207 AV
C 70 3 C 70 4	40	20	25	80	52	68x80x3 R	M12x30 M12x40	M12x30	ø8x20	33014 AV	33207 AV
C 80 2	50			90		70x90x3.5 R	M12x30 M12x45	M12x30	ø8x20	33017 AV	32308 AV
C 80 3 C 80 4	50	25	30	90	62	70x90x3.5 R	M12x30 M12x45	M12x30	ø8x20	33017 AV	32308 AV





Modulo uscita
Output sub-assembly
Abtriebseinheit
Module de sortie
Módulo de salida









F



Pos.	Descrizione	Description	Benennung	Description	Descripción
152	Corona	Gear	Zahnrad	Couronne	Corona
211	Pignone	Pinion gear	Ritzel	Pignon	Piñon
212	Corona	Gear	Zahnrad	Couronne	Corona
401	Cassa	Housing	Gehäuse	Carter	Caja
402	Albero lento	Output shaft	Abtriebswelle	Arbre de sortie	Eje de salida
403	Distanziale	Spacer ring	Distanzring	Entretoise	Distanciador
404	Guarnizione	Gasket	Dichtung	Jointplat	Junta
405	Coperchio di ispezione	Inspection cover	Inspektionsdeckel	Couvercle d'inspection	Tapa de inspección
406	Guarnizione	Gasket	Dichtung	Jointplat	Junta
407	Distanziale	Spacer ring	Distanzring	Entretoise	Distanciador
409	Piastra di arresto cuscinetto	Bearing retainer	Ring für Lager	Bague pour roulement	Chapa de fijación de rodamiento
410	Pignone	Pinion gear	Ritzel	Pignon	Piñon
411	Corona	Gear	Zahnrad	Couronne	Corona
412	Corona	Gear	Zahnrad	Couronne	Corona
413	Golfare	Eyebolt	Ösenschraube	Cheville à oeillet	Perno de argolla
414	Boccola	Bushing	Buchse	Douille	Casquillo
415	Distanziale	Spacer ring	Distanzring	Entretoise	Distanciador

											
	5404	5403	5402	5401	5424	5425	5405	5413	5409	5212	5421
C 90 2	NJ2218	32014X	T2ED050	33212			100x130x12 L	M20	25x14x140 A	18x11x82 C	
C 90 3 C 90 4	NJ2218	32014X	T2ED050	33212	33207	NJ2206	100x130x12 L	M20	25x14x140 A	18x11x82 C	12x8x45 C
C 100 2	NJ2220	32016X	32312	33215			115x150x12 L	M24	28x16x180 A	20x12x90 C	
C 100 3 C 100 4	NJ2220	32016X	32312	33215	33210	NJ2306	115x150x12 L	M24	28x16x180 A	20x12x90 C	14x9x50 C

										
	5211	5423	5406	5420	5412	5419	5428	5410	5486	5487
C 90 2	60	40	110	90x110x3.5 R	M16x40 M16x55	M16x35	M12x30	ø12x30	2218 AV	T2ED050 AV
C 90 3 C 90 4	60	40	110	90x110x3.5 R	M16x40 M16x55	M16x35	M12x30	ø12x30	2218 AV	T2ED050 AV
C 100 2	72	50	130	105x130x3.5 R	M16x40 M16x60	M16x40	M12x30	ø14x35	22220 AV	32312 AV
C 100 3 C 100 4	72	50	130	105x130x3.5 R	M16x40 M16x60	M16x40	M12x30	ø14x35	22220 AV	32312 AV

C 22 3

C 32 3

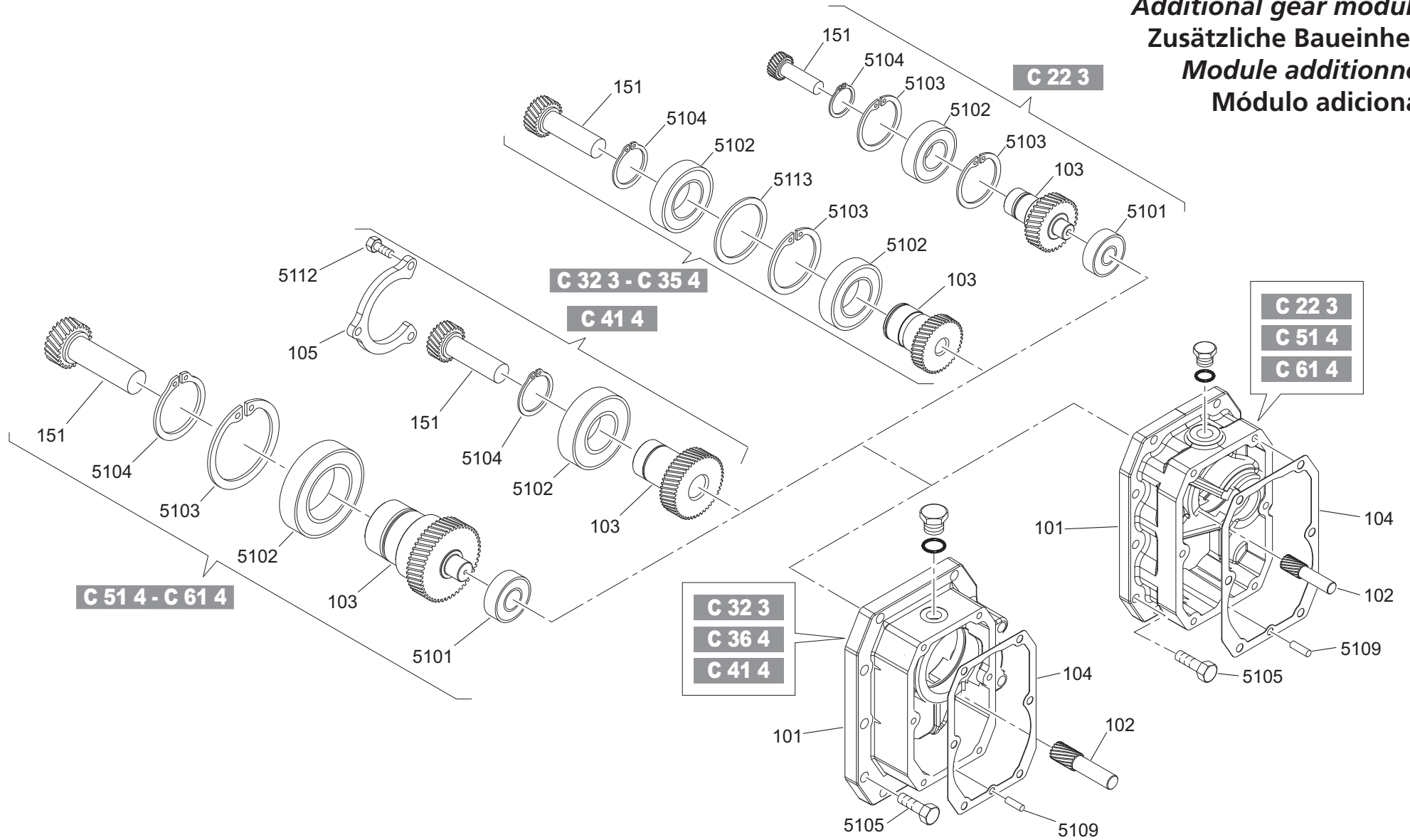
C 36 4

C 41 4








C 51 4

C 61 4

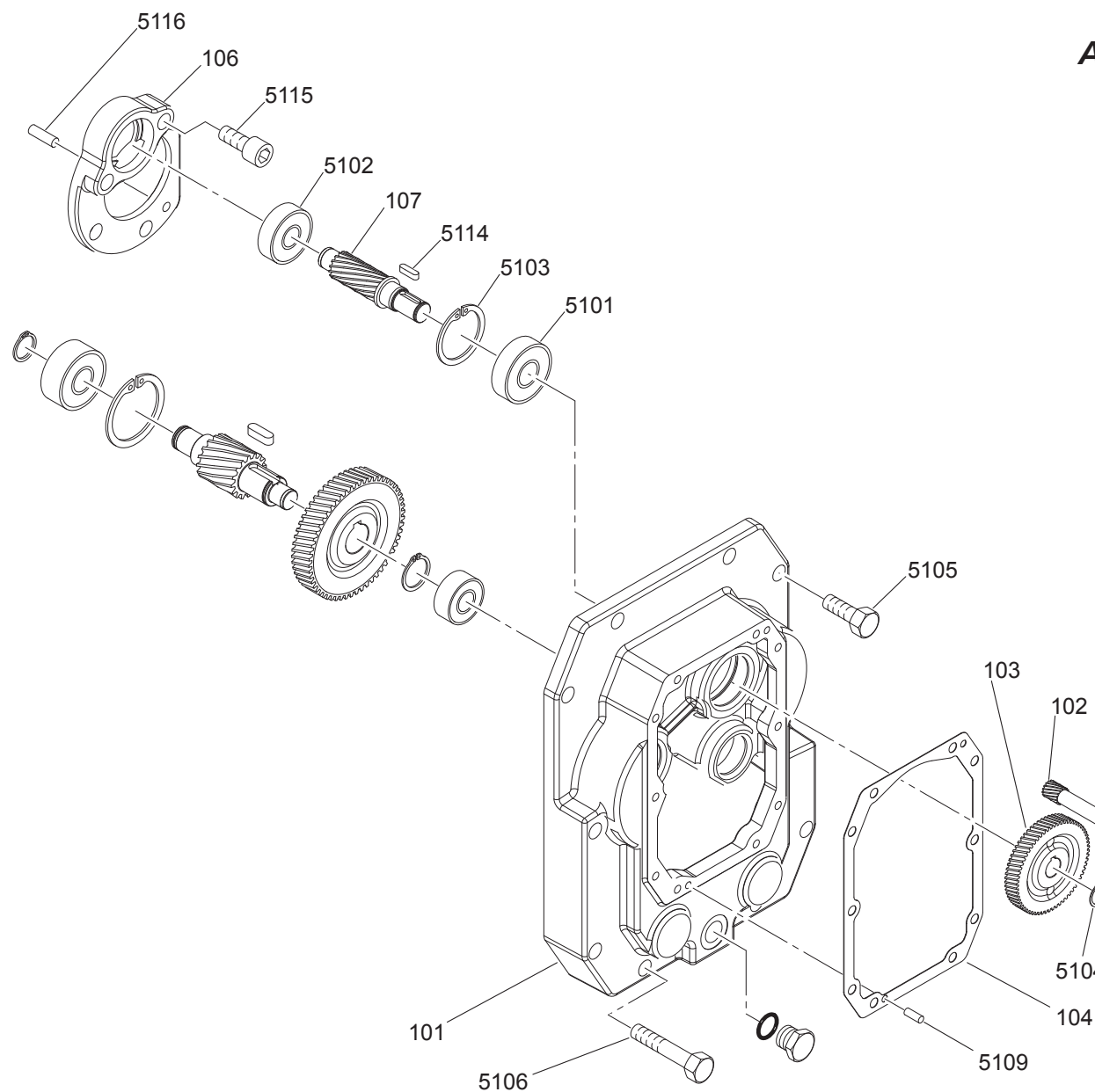
Modulo addizionale
Additional gear module
Zusätzliche Baueinheit
Module additionnel
Módulo adicional










Pos.	Descrizione	Description	Benennung	Description	Descripción
101	Modulo addizionale	Additional gear module	Zusätzliche Baueinheit	Module additionnel	Módulo adicional
102	Pignone	Pinion gear	Ritzel	Pignon	Piñon
103	Corona	Gear	Zahnrad	Couronne	Corona
104	Guarnizione	Gasket	Dichtung	Jointplat	Junta
105	Anello di battuta per cuscinetto	Bearing retainer	Schlußring	Bague de fermeture	Anillo de tope para rodamiento
151	Pignone	Pinion gear	Ritzel	Pignon	Piñon

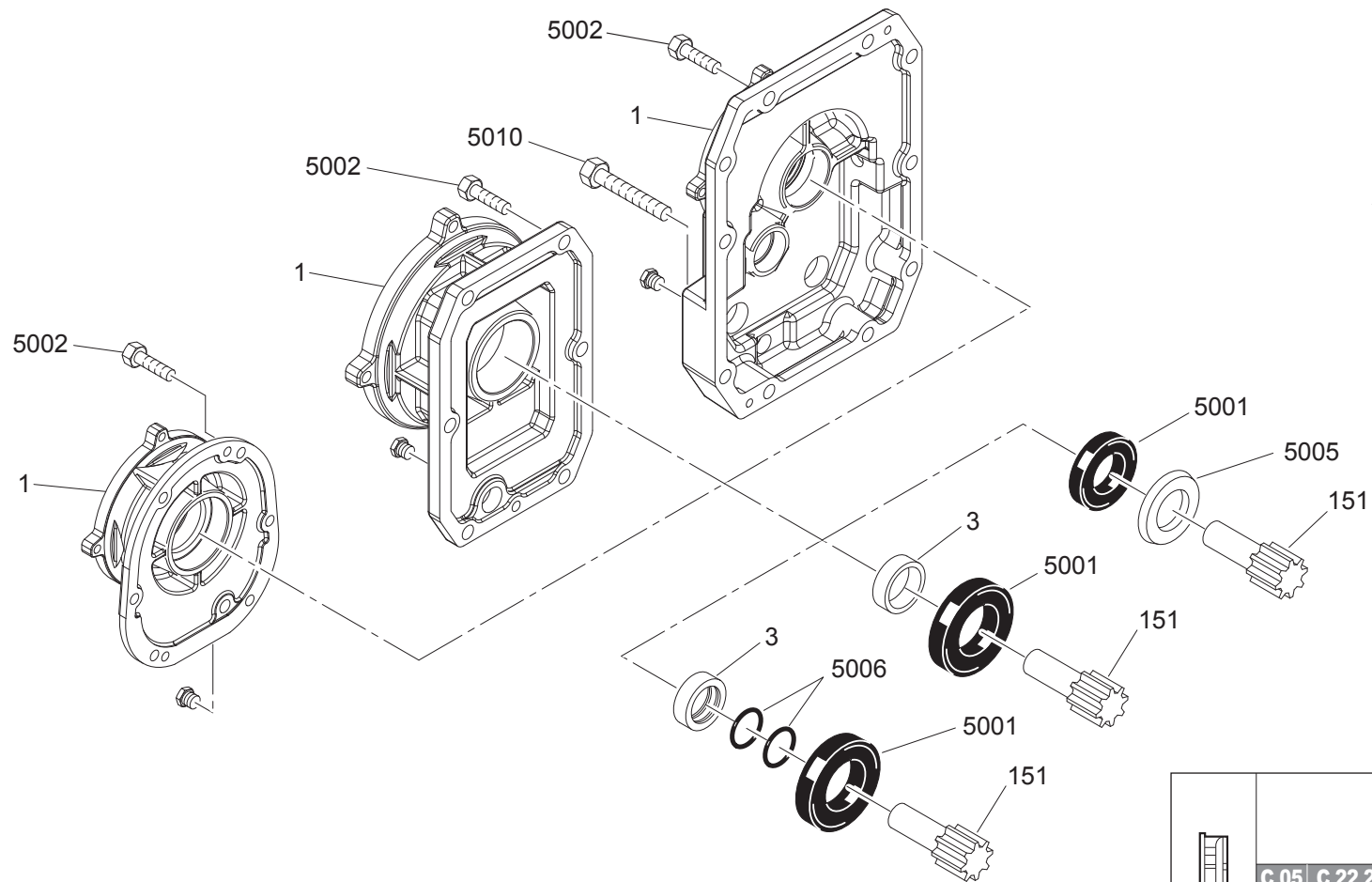
								
	5101	5102	5104	5103	5109	5105	5112	5113
C 22 3	6201 2Z	6004	20	42	ø5x16	M6x20 M6x50		
C 32 3 - C 36 4		6006	30	55	ø5x16	M8x25 M8x60		45x55x2 R
C 41 4		3206-2RS	30		ø5x16		M8x25 M8x65	M6x16
C 51 4	NJ202	6008	40	68	ø6x16		M10x35 M10x75	
C 61 4	NJ203	6010	50	80	ø6x16		M10x35 M10x80	

Modulo addizionale
Additional gear module
Zusätzliche Baueinheit
Module additionnel
Módulo adicional



Pos.	Descrizione	Description	Benennung	Description	Descripción
101	Modulo addizionale	Additional gear module	Zusätzliche Baueinheit	Module additionnel	Módulo adicional
102	Pignone	Pinion gear	Ritzel	Pignon	Piñon
103	Corona	Gear	Zahnrad	Couronne	Corona
104	Guarnizione	Gasket	Dichtung	Jointplat	Junta
107	Pignone	Pinion gear	Ritzel	Pignon	Piñon
106	Supporto per cuscinetto	Bearing support	Lageraufnahme	Support roulement	Soporte para rodamiento



										
	5101	5102	5103	5104	5105	5106	5109	5116	5114	5115
C 70 4	6304	6303	52	17	M12x35	M12x65	ø6x16	ø8x26	5x5x19 C	M12x30 M12x40
C 80 4	6404	6304	72	20	M12x35	M12x65	ø6x16	ø8x30	6x6x25 C	M12x30
C 90 4	6306	6305	72	25	M16x50	M16x80	ø6x16		8x7x25 C	M16x35
C 100 4	6406	6306	90	30	M16x55		ø6x16		8x7x30 C	M16x45




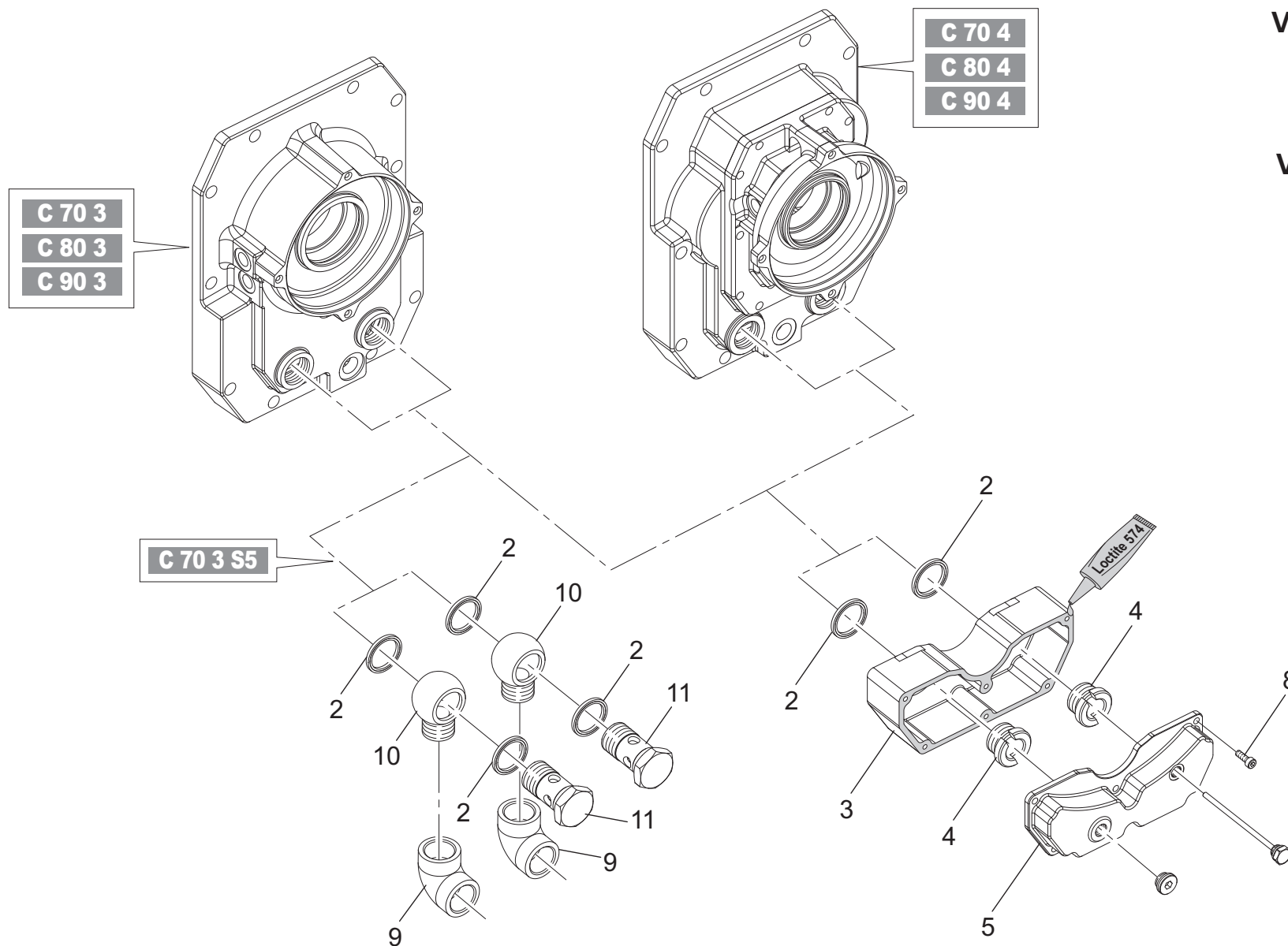
Interfaccia per motore compatto
Compact motor interface
S Baueinheit
Module S
Adaptador para motor compacto

	OR 5006				
	C 05	C 22 2 - C 32 2 C 36 2/3 - C 41 4 C 51 4 - C 61 4	C 41 2/3 - C 51 2/3 C 70 4 - C 80 4 C 90 4 - C 100 4	C 61 2/3 - C 71 2/3 C 80 2/3 - C 90 2/3	C 100 2/3
S0					
S05	4081				
S1	4081				
S2		4137	4137	4137	
S3		4137	4137	4137	
S4		149	149	149	149
S5			149	149	149

Pos.	Descrizione	Description	Benennung	Description	Descripción
1	Coperchio	Cover	Deckel	Couvercle	Tapa
3	Boccola	Bushing	Buchse	Douille	Casquillo
151	Pignone	Pinion gear	Ritzel	Pignon	Piñon

	5001 													5005 
	C 05	C 12	C 22 2 - C 32 2 C 36 2/3 C 51 4 - C 61 4	C 22 3	C 32 3	C 36 4	C 41 2/3 C 51 2/3 C 70 - C 80 4	C 41 4	C 61 2/3	C 70 2/3	C 80 2/3 C 90 2/3	C 90 4 C 100 4	C 100 2/3	
S0	15x30x7 L													
S05	20x47x7 L 25x47x7 L	20x35x7 L 25x35x7 L		20x35x7 L 25x35x7 L	20x35x7 L 25x35x7 L			20x35x7 L 25x35x7 L						20x35x4
S1	20x47x7 L 25x47x7 L 35x47x7 L	20x35x7 L 25x35x7 L	20x35x7 L 25x35x7 L	20x35x7 L 25x35x7 L	20x35x7 L 25x35x7 L	20x35x7 L 25x35x7 L	20x35x7 L 25x35x7 L	20x35x7 L 25x35x7 L						20x35x4
S2		35x55x8 L	35x55x8 L 42x55x8 L 45x55x6 L		35x55x8 L	35x55x8 L	35x55x8 L 42x55x8 L 45x55x6 L	35x55x8 L 42x55x8 L 45x55x6 L	35x55x8 L 42x55x8 L 45x55x6 L	35x55x8 L 42x55x8 L		35x55x8 L 42x55x8 L 45x55x6 L		35x52x4.5
S3		35x62x7 L 48x62x8 L	35x62x7 L 48x62x8 L			35x62x7 L 48x62x8 L	35x62x7 L 48x62x8 L	35x62x7 L 48x62x8 L	35x62x7 L 48x62x8 L	35x62x7 L	35x62x7 L	35x62x7 L 48x62x8 L		35x52x4.5
S4							45x85x10 L 65x85x10 L		45x85x10 L 65x85x10 L	45x85x10 L 65x85x10 L	45x85x10 L 65x85x10 L	45x85x10 L 65x85x10 L	45x85x10 L 65x85x10 L	45x62x4.5
S5									45x85x10 L 65x85x10 L	45x85x10 L 65x85x10 L	45x85x10 L 65x85x10 L		45x85x10 L 65x85x10 L	45x62x4.5



	5002 															5010							
	C 05	C 12	C 22 2	C 22 3	C 32 2 C 36 2/3 C 51 4 - C 61 4	C 32 3	C 36 4	C 41 2/3	C 41 4	C 51 2/3	C 61 2/3	C 70 2/3	C 70 4 C 80 4	C 80 2/3	C 90 2/3	C 90 4 C 100 4	C 100 2/3	C 70 2/3	C 80 2/3	C 90 2/3			
S0	M6x20																						
S05	M6x20	M6x22		M6x20		M6x18 M6x20			M6x20														
S1	M6x20	M6x22	M6x18 M6x22	M6x22	M8x25	M6x20 M6x22	M6x20 M6x22	M8x25	M6x16 M6x20	M10x30			M8x20 M8x25										
S2		M6x22	M6x22		M8x25	M6x20 M6x22	M6x20 M6x22	M8x25	M6x20	M10x30	M10x30	M12x35	M8x20 M8x25			M10x25 M10x30		M12x65					
S3		M6x22	M6x22		M8x25		M6x20 M6x22	M8x25	M6x20	M10x30	M10x30	M12x35	M8x20 M8x25	M12x35	M16x50	M10x25 M10x30		M12x65	M12x65	M16x80			
S4								M8x25		M10x30	M10x30	M12x35	M8x20 M8x25	M12x35	M16x50	M10x25 M10x30	M16x55	M12x65	M12x65	M16x80			
S5														M10x30	M12x35		M12x35	M16x50		M16x55	M12x65	M12x65	M16x80



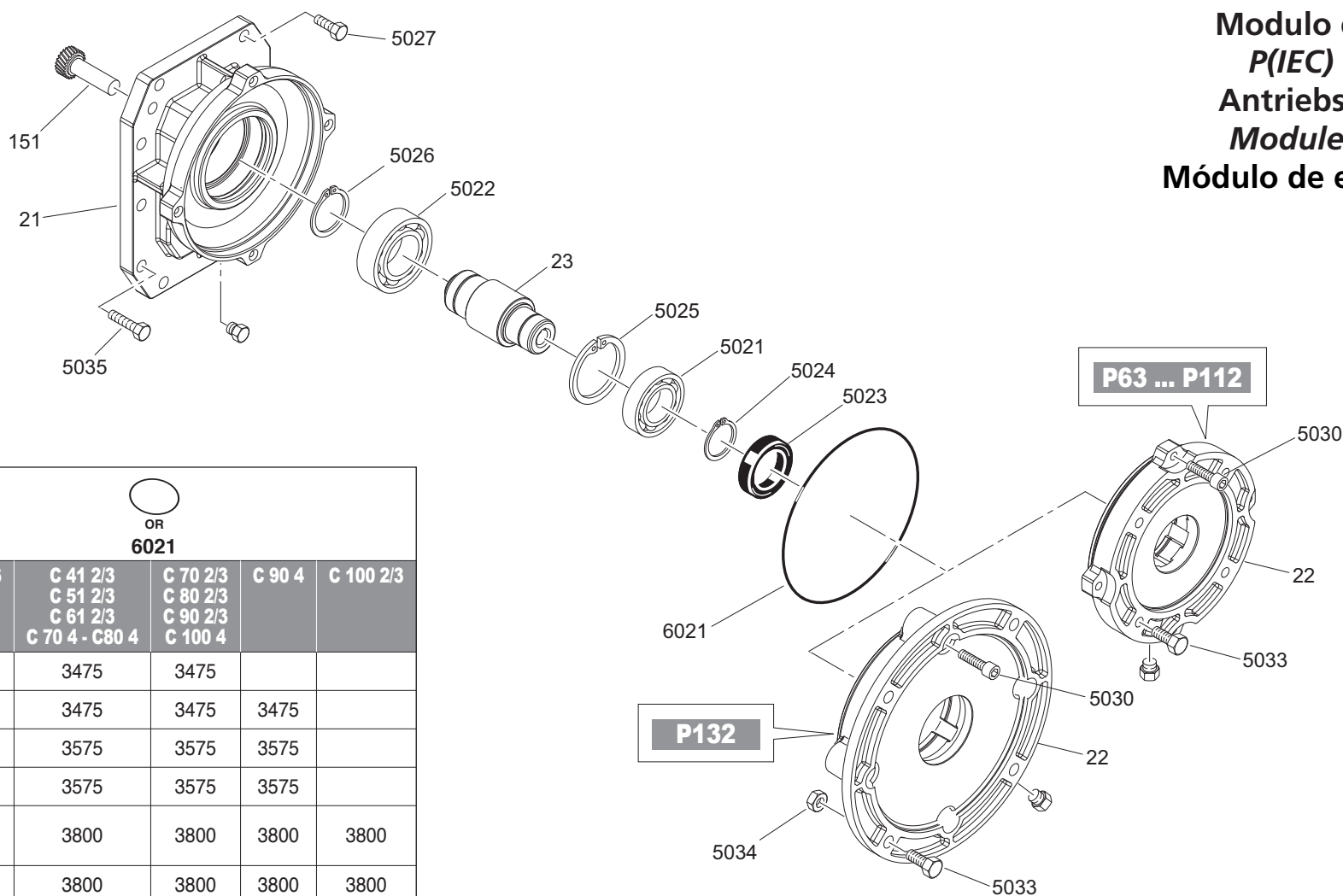
Vaso di espansione
Expansion tank
Olüberlaufgefäß
Vase d'expansion
Vaso de expansión


Utilizzare LOCTITE 574 o similare in quanto a proprietà e campo di utilizzo / Use LOCTITE 574 or similar in terms of characteristics and applications / LOCTITE 574 oder in punkto Eigenschaften und Anwendungsbereich gleichwertige Mittel benutzen / Utiliser LOCTITE 574 ou un produit équivalent en ce qui concerne les propriétés et la plage d'utilisation / Utilice LOCTITE 574 o similar en cuanto a propiedades y ámbito de utilización

Pos.	Descrizione	Description	Benennung	Description	Descripción
3	Vaso espansione	Expansion tank	Olüberlaufgefaß	Vase d'expansion	Vaso de expansión
4	Vite forata	Bored screw	Lochschraube	Vis percée	Tornillo perforado
5	Coperchio	Cover	Deckel	Couvercle	Tapa
9	Raccordo	Elbow pipe	Anschluss	Raccord	Racor
10	Anello orientabile	Rotating ring	Ausrichtbarer Ring	Bague orientable	Anillo orientable
11	Vite forata	Bored screw	Lochschraube	Vis percée	Tornillo perforado




	 2						 8					
	C 70 3	C 70 4	C 80 3	C 80 4	C 90 3	C 90 4	C 70 3	C 70 4	C 80 3	C 80 4	C 90 3	C 90 4
S2	USIT 33.9	USIT 33.9		USIT 33.9		USIT 33.9	M6x18	M6x18		M6x18		M8x20
S3	USIT 33.9	USIT 33.9	USIT 33.9	USIT 33.9	USIT 33.9	USIT 33.9	M6x18	M6x18	M6x18	M6x18	M8x20	M8x20
S4	USIT 33.9	USIT 33.9	USIT 33.9	USIT 33.9	USIT 33.9	USIT 33.9	M6x18	M6x18	M6x18	M6x18	M8x20	M8x20
S5	USIT 33.9		USIT 33.9		USIT 33.9		M6x18		M6x18		M8x20	





Modulo entrata P(IEC)
P(IEC) input module
Antriebseinheit P(IEC)
Module entree P(IEC)
Módulo de entrada P(IEC)



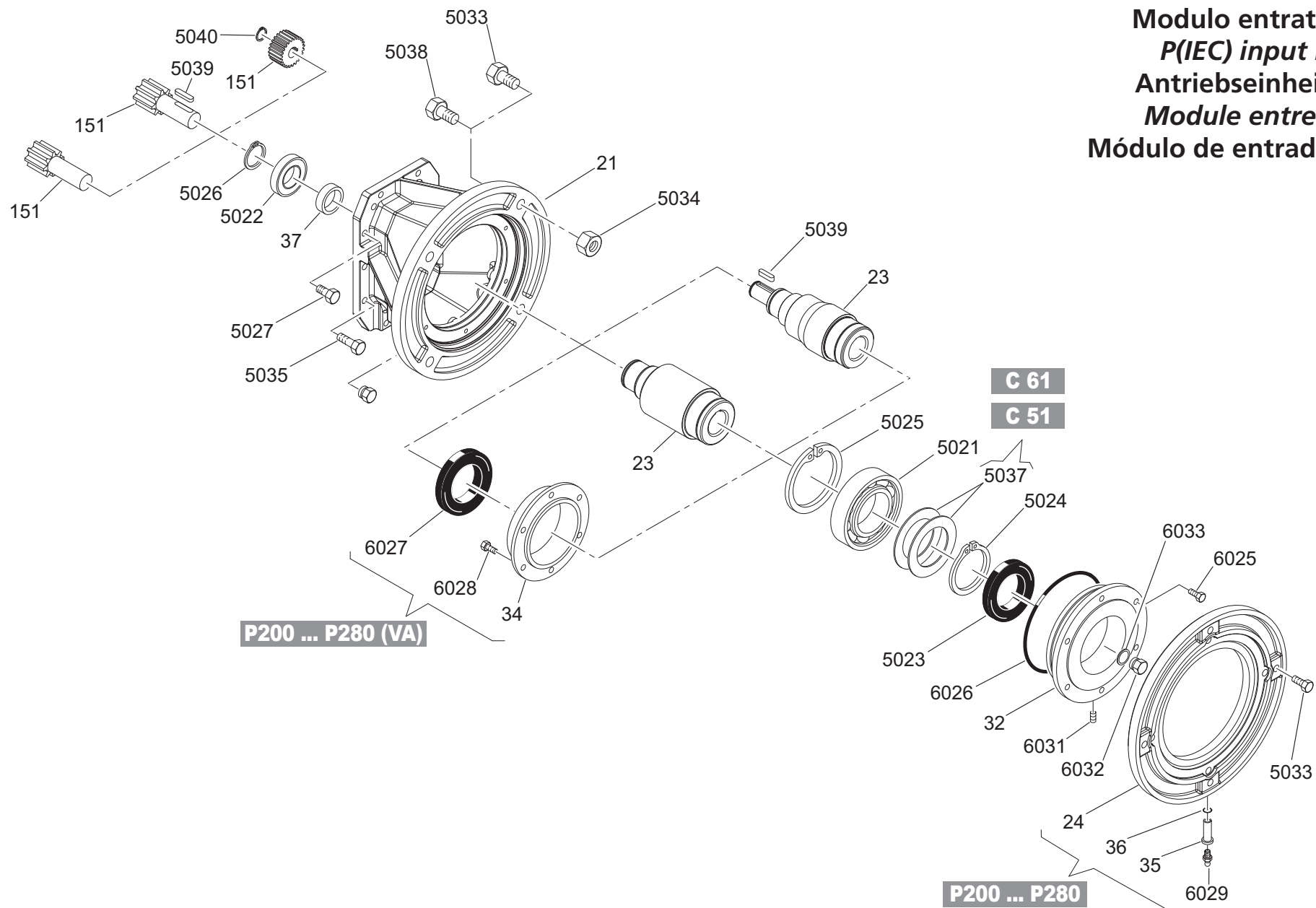
	 OR 6021				
	C 12 ... C 36 C 41 4 C 51 4 C 61 4	C 41 2/3 C 51 2/3 C 61 2/3 C 70 4 - C80 4	C 70 2/3 C 80 2/3 C 90 2/3 C 100 4	C 90 4	C 100 2/3
P63	3475	3475	3475		
P71	3475	3475	3475	3475	
P80	3575	3575	3575	3575	
P90	3575	3575	3575	3575	
P100 P112	3575	3800	3800	3800	3800
P132	3800	3800	3800	3800	3800

Pos.	Descrizione	Description	Benennung	Description	Descripción
21	Coperchio	Cover	Deckel	Couvercle	Tapa
22	Flangia	Flange	Flansch	Bride	Brida
23	Albero veloce	Input shaft	Antriebswelle	Arbre rapide	Eje de entrada
151	Pignone	Pinion gear	Ritzel	Pignon	Piñon
















																			
	5027												5033	5035		5030			5034
	C 12 C 22	C 32 2 C 36 2/3 C 51 4 - C 61 4	C 32 3 C 36 4	C 41 2/3	C 41 4	C 51 2/3 C 61 2/3	C 70 2/3 C 80 2/3	C 70 4 C 80 4	C 90 2/3	C 90 4	C 100 2/3	C 100 4		C 70 2/3 C 80 2/3	C 90 2/3	C 12 ... C 36 C 41 4 - C 51 4 C 61 4	C 41 2/3 - C 51 2/3 C 61 2/3 C 70 ... C 100	C 41 ... C 100	
P63	M6x22	M8x25	M6x20 M6x22	M8x25	M6x20	M10x30		M8x20 M8x25					M8x20			M5x20	M5x20		
P71	M6x22	M8x25	M6x20 M6x22	M8x25	M6x20	M10x30		M8x20 M8x25		M10x25 M10x30			M8x20			M5x20	M5x20		
P80	M6x22	M8x25	M6x20 M6x22	M8x25	M6x20	M10x30	M12x35	M8x20 M8x25	M16x50	M10x25 M10x30		M10x25 M10x30	M10x22	M12x65	M16x85	M6x25	M6x25		
P90	M6x22	M8x25	M6x20 M6x22	M8x25	M6x20	M10x30	M12x35	M8x20 M8x25	M16x50	M10x25 M10x30		M10x25 M10x30	M10x22	M12x65	M16x85	M6x25	M6x25		
P100 P112	M6x22	M8x25	M6x20 M6x22	M8x25	M6x20	M10x30	M12x35	M8x20 M8x25	M16x50	M10x25 M10x30	M16x55	M10x25 M10x30	M12x30	M12x65	M16x85	M6x30	M8x25		
P132				M8x25		M10x30	M12x35	M8x20 M8x25	M16x50	M10x25 M10x30	M16x55	M10x25 M10x30	M12x50	M12x65	M16x85		M8x25	M12	



														
	5023	5021	5022								5024	5026		5025
			C 12 - C 32 - C 36 C 22 3 C 51 4 - C 61 4	C 22 2 C 41 4	C 41 2/3 - C 51 2/3 C 61 2/3 C 70 4 - C 80 4	C 70 2/3 C 80 2/3 C 90 2/3	C 90 4	C 100 2/3	C 100 4		C 12 ... C 36 C 41 4 - C 51 4 C 61 4	C 41 2/3 - C 51 2/3 C 61 2/3 C 70 ... C 100		
P63	25x42x7 L	6005-2RS	6006	6006 6006-2Z	6006					25	30	30	47	
P71	25x42x7 L	6005-2RS	6006	6006 6006-2Z	6006		6006			25	30	30	47	
P80	40x62x7 L	6008-2RS	6007 6007 ETN9	6007 6007-2Z 6007 ETN9	6007 6007 ETN9	6007 6007 ETN9	6007 6007 ETN9		6007 6007 ETN9	40	35	35	68	
P90	40x62x7 L	6008-2RS	6007 6007 ETN9	6007 6007-2Z 6007 ETN9	6007 6007 ETN9	6007 6007 ETN9	6007 6007 ETN9		6007 6007 ETN9	40	35	35	68	
P100 P112	45x72x8 L	6009-2RS	6007 ETN9	6007 6007-2Z 6007 ETN9	6209	6209	6209	6209	6209	45	35	45	75	
P132	55x80x8 L	6012-2RS			6209	NJ209E	6209	NJ209E	6209	60		45	95	

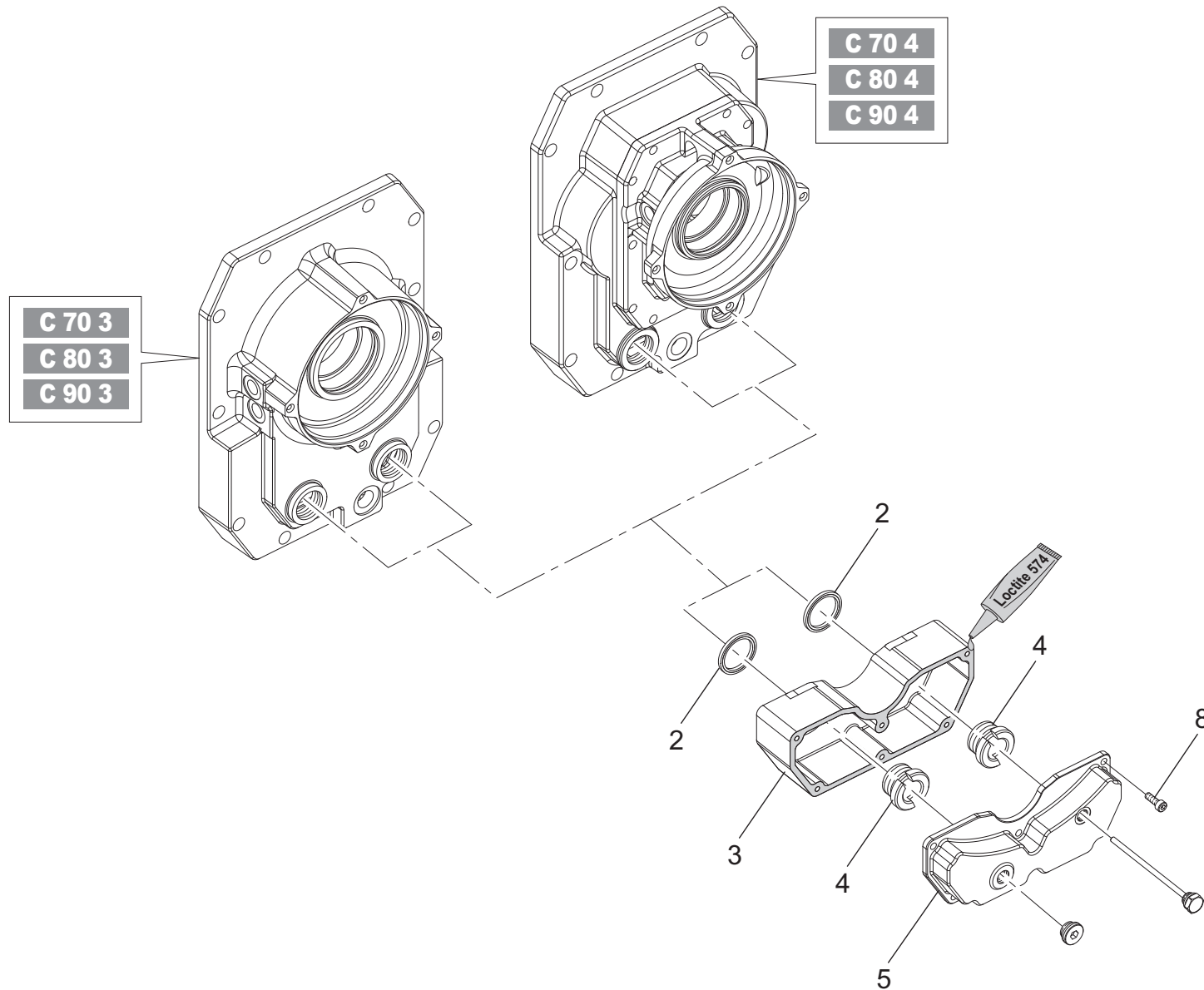
Modulo entrata P(IEC)
P(IEC) input module
Antriebseinheit P(IEC)
Module entree P(IEC)
Módulo de entrada P(IEC)



Pos.	Descrizione	Description	Benennung	Description	Descripción
21	Coperchio	Cover	Deckel	Couvercle	Tapa
23	Albero veloce	Input shaft	Antriebswelle	Arbre rapide	Eje de entrada
24	Controflangia	Adapter motor flange	Gegenflansch	Contre-bride	Contrabrida
32	Cappello per cuscinetto	Bearing holder	Deckel	Capuchon	Sombbrero para rodamiento
34	Boccola per anello di tenuta	Oilseal bushing	Dichtringbuchse	Bague pour joint d'étanchéité	Casquillo para anillo de estanqueidad
35	Prolunga per ingrassatore	Grease nipple extension	Verlängerung für Schmiervorrichtung	Rallonge de système de graissage	Prolongador para inyector de engrase
36	Guarnizione in rame	Copper gasket	Kupferdichtung	Joint en cuivre	Junta de cobre
37	Distanziale	Spacer ring	Distanzring	Entretoise	Distanciador
151	Pignone	Pinion gear	Ritzel	Pignon	Piñon

																
	5021	5022	5039	5024	5026	5040	5025	5037	5034	6029	6031	6032	6033	5023	6027	
							C 51 - C 61			C 80 ... C 100	C 80 ... C 100	C 80 ... C 100	C 80 ... C 100	C 51 - C 61	C 70 ... C 100	C 70 ... C 100
P160	6016 6016 2RS 6216 6216 2RS	NUP210 6210 NUP310 6310	8x7x45 A	80	50	30	125 140	80x100x2 P	M16					80x110x10 L	80x110x10 L	
P180	6016 6016 2RS 6216 6216 2RS	NUP210 NUP310 6310 6212	8x7x45 A 14x9x57 C	80	50 60	30 48	125 140	80x100x2 P	M16					80x110x10 L	80x110x10 L	
P200 ... P280	6216 6216 2RS 3216	6310 NUP310 6212 NUP2212	8x7x45 A 14x9x57 C	80	50 60	30 48	140			M6	M10x14	M42x2	42x50x1.5		80x110x10 L	90x120x12 L



															
	5027						5033		5035	6025		5038	6028	OR 6026	
	C 51	C 61	C 70	C 80	C 90	C 100	C 51 - C 61	C 70...C 100	C 70...C 90	C 51...C 61	C 70...C 100	C 70 ... C 100	C 80...C 100	C 51 - C 61	C 70...C 100
P160	M10x30 M10x35 M10x45	M10x35	M12x40	M12x40	M16x50	M16x55	M16x60	M16x60	M12x65	M8x25	M8x25			3725	3725
P180	M10x30 M10x35 M10x45	M10x35	M12x40	M12x40	M16x50	M16x55	M16x60	M16x60	M12x65	M8x25	M8x25			3725	3725
P200 ... P280			M12x40	M12x40	M16x50	M16x55		M16x35	M12x65		M8x25	M16x40	M6x16		3725



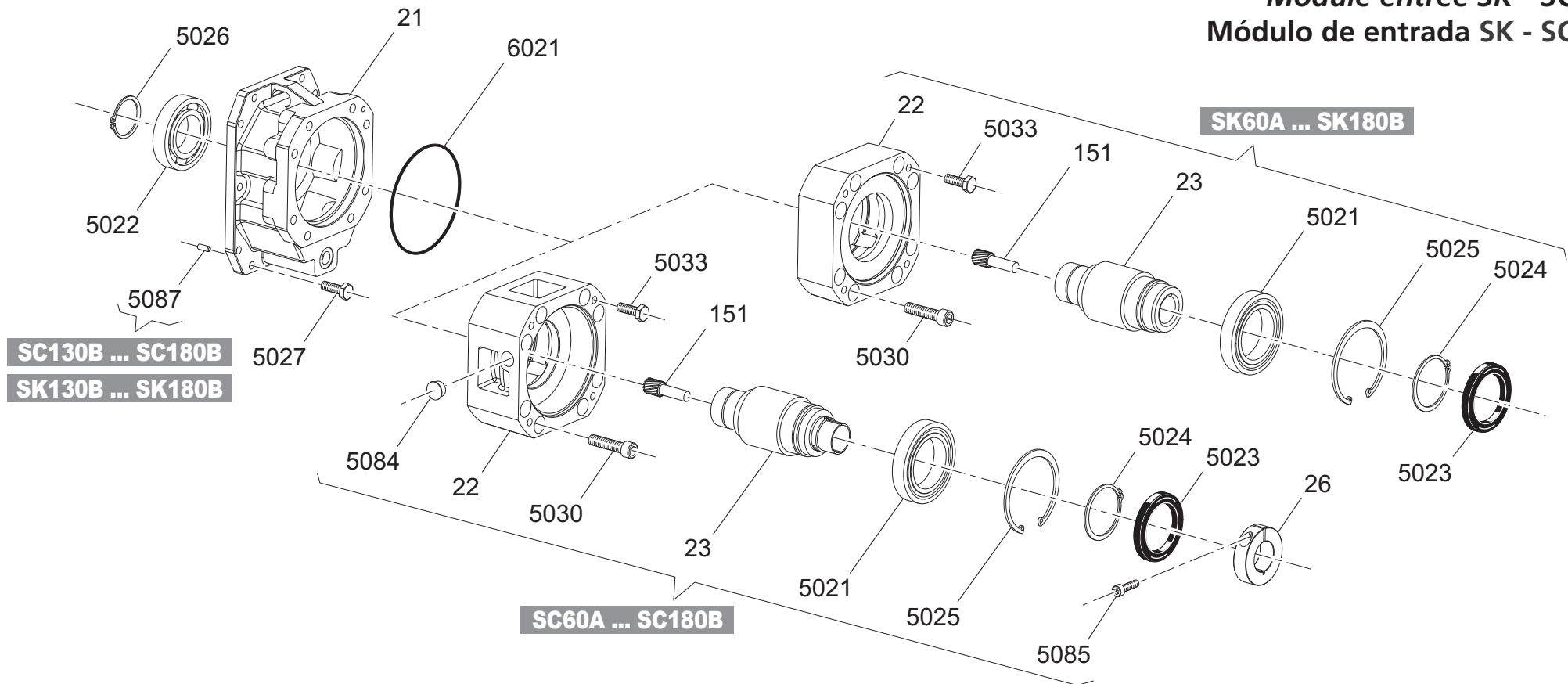
Vaso di espansione
Expansion tank
 Ölüberlaufgefäß
Vase d'expansion
 Vaso de expansión

Utilizzare LOCTITE 574 o similare in quanto a proprietà e campo di utilizzo / Use LOCTITE 574 or similar in terms of characteristics and applications / LOCTITE 574 oder in punkto Eigenschaften und Anwendungsbereich gleichwertige Mittel benutzen / Utiliser LOCTITE 574 ou un produit équivalent en ce qui concerne les propriétés et la plage d'utilisation / Utilice LOCTITE 574 o similar en cuanto a propiedades y ámbito de utilización







Pos.	Descrizione	Description	Benennung	Description	Descripción
3	Vaso espansione	Expansion tank	Olüberlaufgefaß	Vase d'expansion	Vaso de expansión
4	Vite forata	Bored screw	Lochschraube	Vis percée	Tornillo perforado
5	Coperchio	Cover	Deckel	Couvercle	Tapa









	 2						 8					
	C 70 3	C 70 4	C 80 3	C 80 4	C 90 3	C 90 4	C 70 3	C 70 4	C 80 3	C 80 4	C 90 3	C 90 4
P63 P71		USIT 33.9		USIT 33.9		USIT 33.9		M6x18		M6x18		M8x20
P80 P90	USIT 33.9	USIT 33.9	USIT 33.9	USIT 33.9	USIT 33.9	USIT 33.9	M6x18	M6x18	M6x18	M6x18	M8x20	M8x20
P100 P112	USIT 33.9	USIT 33.9	USIT 33.9	USIT 33.9	USIT 33.9	USIT 33.9	M6x18	M6x18	M6x18	M6x18	M8x20	M8x20
P132	USIT 33.9	USIT 33.9	USIT 33.9	USIT 33.9	USIT 33.9	USIT 33.9	M6x18	M6x18	M6x18	M6x18	M8x20	M8x20

Modulo entrata SK - SC
 SK - SC input module
 Antriebseinheit SK - SC
 Module entree SK - SC
 Módulo de entrada SK - SC





Pos.	Descrizione	Description	Benennung	Description	Descripción
21	Coperchio	Cover	Deckel	Couvercle	Tapa
22	Flangia motore	Motor flange	Motorflansch	Bride moteur	Brida del motor
23	Albero veloce	Input shaft	Antriebswelle	Arbre rapide	Eje de entrada
26	Morsetto	Clamp	Klemme	Bague de serrage	Borne
151	Pignone	Pinion gear	Ritzel	Pignon	Piñon

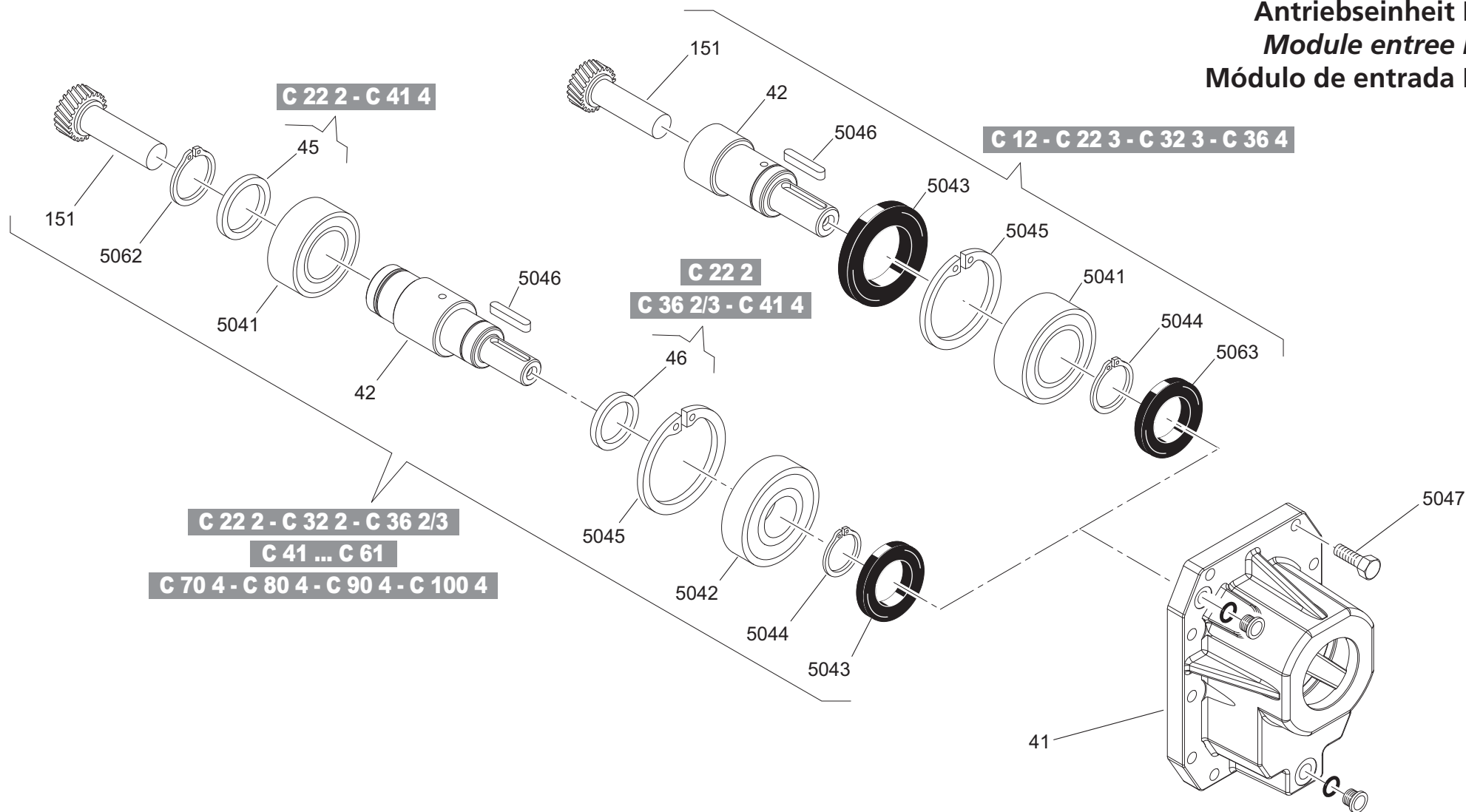
												
	5033	5027										
		C 12 2 C 22 3	C 22 2	C 32 2 C 36 2/3	C 32 3 C 36 4	C 41 2/3	C 41 4	C 51 2/3	C 51 4	C 61 2/3	C 61 4	
SK-SC 60A	M5x16		M6x20	M6x22	M8x25		M6x20		M6x20			
SK-SC 60B	M5x16		M6x20	M6x22	M8x25		M6x20		M6x20			
SK-SC 80A	M6x22		M6x20	M6x22	M8x25		M6x20		M6x20			
SK-SC 80B	M6x22							M8x25		M10x30		M8x25
SK-SC 80C	M6x22	M6x22		M6x22	M8x25	M6x20 M6x22		M8x25	M6x20	M10x30	M8x25	M10x30 M8x25
SK-SC 95A	M8x22	M6x22		M6x22	M8x25	M6x20 M6x22		M8x25	M6x20	M10x30	M8x25	M10x30 M8x25
SK-SC 95B	M8x22	M6x22		M6x22	M8x25	M6x20 M6x22		M8x25	M6x20	M10x30	M8x25	M10x30 M8x25
SK-SC 95C	M8x22	M6x22		M6x22	M8x25	M6x20 M6x22		M8x25	M6x20	M10x30	M8x25	M10x30 M8x25
SK-SC 110A	M8x22	M6x22		M6x22	M8x25	M6x20 M6x22		M8x25	M6x20	M10x30	M8x25	M10x30 M8x25
SK-SC 110B	M8x22	M6x22		M6x22	M8x25	M6x20 M6x22		M8x25	M6x20	M10x30	M8x25	M10x30 M8x25
SK-SC 130A	M10x30				M8x25			M8x25		M10x30	M8x25	M10x30 M8x25
SK-SC 130B	M10x30							M8x25		M10x30	M8x25	M10x30
SK-SC 180A	M12x30							M8x25		M10x30		M10x30
SK-SC 180B	M12x30							M8x25		M10x30		M10x30

								
	5021	5022	5024	5026	5025	5023	OR 6021	5087
SK-SC 60A	6005-2RS	6004	25	20	47	25x47x7 L	2237	
SK-SC 60B	6005-2RS	6004	25	20	47	25x47x7 L	2237	
SK-SC 80A	6005-2RS	6004	25	20	47	25x47x7 L	2237	
SK-SC 80B	6008-2RS	6007	40	35	68	40x62x7 L	3475	
SK-SC 80C	6008-2RS	6007	40	35	68	40x62x7 L	3475	
SK-SC 95A	6008-2RS	6007	40	35	68	40x62x7 L	3475	
SK-SC 95B	6008-2RS	6007	40	35	68	40x62x7 L	3475	
SK-SC 95C	6008-2RS	6007	40	35	68	40x62x7 L	3475	
SK-SC 110A	6008-2RS	6007	40	35	68	40x62x7 L	3475	
SK-SC 110B	6008-2RS	6007	40	35	68	40x62x7 L	3475	
SK-SC 130A	6008-2RS	6007	40	35	68	40x62x7 L	3475	
SK-SC 130B	6012-2RS	6209	60	45	95	55x80x8 L	3475	ø6x16
SK-SC 180A	6012-2RS	6209	60	45	95	55x80x8 L	3475	ø6x16
SK-SC 180B	6012-2RS	6209	60	45	95	55x80x8 L	3475	ø6x16











	
	5030
SK60A	M6x20
SK60B	M6x25
SK80A	M6x22
SK80B	M8x25
SK80C	M8x25
SK95A	M8x25
SK95B	M8x25
SK95C	M8x25
SK110A	M8x25
SK110B	M8x25
SK130A	M8x25
SK130B	M12x50
SK180A	M12x50
SK180B	M12x50

			
	5030	5085	5084
SC60A	M6x45	M6x25	MP55 13.2x17.5x8
SC60B	M6x45	M6x25	MP55 13.2x17.5x8
SC80A	M6x30	M6x25	MP55 13.2x17.5x8
SC80B	M8x25	M6x25	MP55 18.8x21.5x9
SC80C	M8x25	M6x25	MP55 18.8x21.5x9
SC95A	M8x25	M6x25	MP55 18.8x21.5x9
SC95B	M8x25	M6x25	MP55 18.8x21.5x9
SC95C	M8x25	M6x25	MP55 18.8x21.5x9
SC110A	M8x50	M6x25	MP55 18.8x21.5x9
SC110B	M8x50	M6x25	MP55 18.8x21.5x9
SC130A	M8x50	M6x25	MP55 18.8x21.5x9
SC130B	M12x70	M8x30	MP55 18.8x21.5x9
SC180A	M12x70	M8x30	MP55 18.8x21.5x9
SC180B	M12x70	M8x30	MP55 18.8x21.5x9

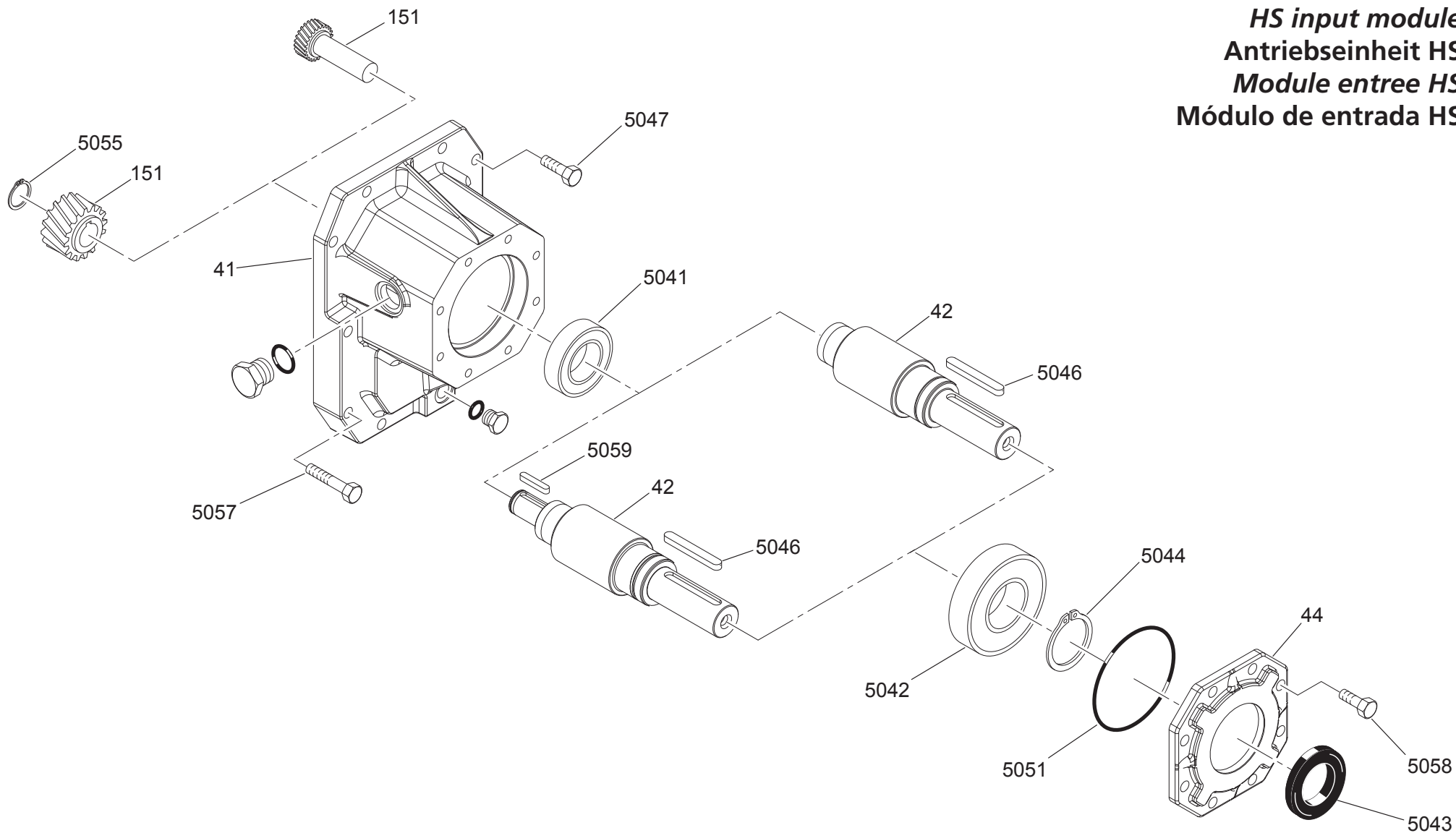
Modulo entrata HS
 HS input module
 Antriebseinheit HS
 Module entree HS
 Módulo de entrada HS




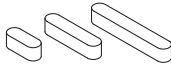
Pos.	Descrizione	Description	Benennung	Description	Descripción
41	Coperchio	Cover	Deckel	Couvercle	Tapa
42	Albero veloce	Input shaft	Antriebswelle	Arbre rapide	Eje de entrada
45	Distanziale	Spacer ring	Distanzring	Entretoise	Distanciador
46	Distanziale	Spacer ring	Distanzring	Entretoise	Distanciador
151	Pignone	Pinion gear	Ritzel	Pignon	Piñon



	 5041	 5042	 5043	 5063	 5046	 5044	 5062	 5045	 5047	 5047
C 12 C 22 3 C 32 3 C 36 4	3206-2RS		35x62x7 L	30x40x4 L	5x5x35 A	30		62		M6x22
C 22 2 C 41 4	6007	6206-2RS	30x52x7 DL		6x6x35 A	30	35	62	M6x22	
C 32 2	6207	6306-2RS	30x52x7 DL		6x6x35 A	30	35	72	M8x30	
C 36 2/3	6210	6208-2RS	40x62x7 DL		8x7x45 A	40	50	90	M8x25	
C 41 2/3	6210 NUP 210	6308-2RS	40x62x7 DL		8x7x45 A	40	50	90	M8x30	
C 51 2/3	6210 NUP 210	6308-2RS	40x62x7 DL		8x7x45 A	40	50	90	M10x35	
C 51 4	6207	6306-2RS	30x52x7 DL		6x6x35 A	30	35	72	M8x25	
C 61 2/3	6310	6309-2RS	45x72x8 DL		8x7x50 A	45	50	100	M10x35	
C 61 4	6210	6308-2RS	40x62x7 DL		8x7x45 A	40	50	90	M8x30	
C 70 4 C 80 4	6210	6308-2RS	40x62x7 DL		8x7x45 A	40	50	90	M8x25 M8x30	
C 90 4 C 100 4	6210	6308-2RS	40x62x7 DL		8x7x45 A	40	50	90	M10x25 M10x35	



Modulo entrata HS
HS input module
Antriebseinheit HS
Module entree HS
Módulo de entrada HS





Pos.	Descrizione	Description	Benennung	Description	Descripción
41	Coperchio	Cover	Deckel	Couvercle	Tapa
42	Albero veloce	Input shaft	Antriebswelle	Arbre rapide	Eje de entrada
44	Cappello per cuscinetto	Bearing holder	Deckel	Capuchon	Sombbrero para rodamiento
151	Pignone	Pinion gear	Ritzel	Pignon	Piñon

 5041				 5042		 5046		 5059					
C 70 2/3	C 80 2/3	C 90 2/3	C 100 2/3	C 70 2/3 C 80 2/3	C 90 2/3 C 100 2/3	C 70 2/3 C 80 2/3	C 90 2/3 C 100 2/3	C 70 2/3	C 80 2/3	C 90 2	C 90 3	C 100 2	C 100 3
NJ2210	NJ310 NJ2212	NJ2214E	NJ314E	6312 6312-2RS	6320 6320-2RS	12x8x90 A	18x11x120 A	8x7x45 A	8x7x45 A 14x9x57 C	14x9x45 A <i>i</i> = 27.2_29.4 14x9x50 A <i>i</i> = 18.7_24.8 14x9x60 A <i>i</i> = 16.0_17.3 14x9x70 A <i>i</i> = 10.4_13.9	14x9x45 A <i>i</i> = 88.2_96.2 14x9x50 A <i>i</i> = 59.2_81.2	14x9x50 A <i>i</i> = 22.2_29.6 14x9x60 A <i>i</i> = 18.7_20.2 14x9x70 A <i>i</i> = 12.5_16.5	14x9x45 A <i>i</i> = 92.7_99.8 14x9x50 A <i>i</i> = 64.5_85.6 14x9x60 A <i>i</i> = 53.3_57.4 14x9x70 A <i>i</i> = 34.3_46.2

 5044			 5055		 5047			 5057			 5058	
C 70 2/3 C 80 2/3	C 90 2/3 C 100 2/3	C 70 2/3	C 80 2/3	C 90 2/3 C 100 2/3	C 70 2/3 C 80 2/3	C 90 2/3	C 100 2/3	C 70 2/3	C 80 2/3	C 90 2/3	C 70 2/3 C 80 2/3	C 90 2/3 C 100 2/3
60 → 3 ←	100 → 4 ←	30	30 48	48	M12x40	M16x50	M16x55	M12x65	M12x70	M16x80	M12x30	M16x40

 5043		 OR 5051	
C 70 2/3 - C 80 2/3	C 90 2/3 - C 100 2/3	C 70 2/3 - C 80 2/3	C 90 2/3 - C 100 2/3
60x90x8 DL	100x120x12 DL	3500	3850

R01_0

	Descrizione	Description	Benennung	Description	Descripción
	Sostituito i riduttori C11, C21, C31, C35 con i nuovi riduttori C12, C22, C32, C36	<i>Replaced gearboxes C11, C21, C31, C35 with the new C12, C22, C32, C36.</i>	Ersetzt Getrieben C11, C21, C31, C35 mit dem neuen C12, C22, C32, C36.	<i>Remplacée réducteurs C11, C21, C31, C35 avec les nouveaux C12, C22, C32, C36.</i>	Sustituido reductores C11, C21, C31, C35, con los nuevos C12, C22, C32, C36.
	Aggiunto ingressi servo SK/SC per i riduttori C12 ... C61.	<i>Added servomotors adapters SK/SC for gearboxes C12 ... C61.</i>	Zugegeben Servomotoren Adapter SK/SC für Getriebe C12 ... C61.	<i>Ajouté prédisposition SK/SC pour liaison a servomoteur pour les réducteurs C12 ... C61.</i>	Añadido adaptadores SK / SC para Servomotores por los reductores C12 ... C61.

Questa pubblicazione annulla e sostituisce ogni precedente edizione o revisione. Ci riserviamo il diritto di apportare modifiche senza preavviso. E' vietata la riproduzione anche parziale senza autorizzazione.

This publication cancels and replaces any previous edition and revision. We reserve the right to implement modifications without notice. This catalogue cannot be reproduced, even partially, without prior consent.

Diese Veröffentlichung annulliert und ersetzt jeder hergehende Edition oder Revision. BONFIGLIOLI behält sich das Recht vor, Änderungen ohne vorherige Informationen durchzuführen.

Cette publication annule et remplace toutes les autres précédentes. Nous nous réservons le droit d'apporter toutes modifications à nos produits. La reproduction et la publication partielle ou totale de ce catalogue est interdite sans a autorisation.

Esta publicación anula y sustituye toda anterior edición o revisión. Nos reservamos el derecho de aportar modificaciones sin previo aviso. Se prohíbe la reproducción incluso parcial sin autorización.



Dal 1956 Bonfiglioli progetta e realizza soluzioni innovative ed affidabili per il controllo e la trasmissione di potenza nell'industria e nelle macchine operatrici semoventi e per le energie rinnovabili.

Bonfiglioli has been designing and developing innovative and reliable power transmission and control solutions for industry, mobile machinery and renewable energy applications since 1956.

Seit 1956 plant und realisiert Bonfiglioli innovative und zuverlässige Lösungen für die Leistungsüberwachung und -übertragung in industrieller Umgebung und für selbstfahrende Maschinen sowie Anlagen im Rahmen der erneuerbaren Energien.

Depuis 1956, Bonfiglioli conçoit et réalise des solutions innovantes et fiables pour le contrôle et la transmission de puissance dans l'industrie et dans les machines automotrices et pour les énergies renouvelables.

Bonfiglioli diseña y crea soluciones de control y transmisión de potencia innovadoras y fiables para la industria, las máquinas autopropulsadas y la producción de energías renovables desde 1956.

